

**TAU**  
*cerámica*

**T**  
WE ARE  
FEEL & MIX  
CONCEPT  
WALL TILE

**E**  
WE ARE  
FEEL & MIX  
CONCEPT  
WALL TILE

**S**  
WE ARE  
FEEL & MIX  
CONCEPT  
WALL TILE

**C**  
WE ARE  
FEEL & MIX  
CONCEPT  
WALL TILE

**N**  
WE ARE  
FEEL & MIX  
CONCEPT  
WALL TILE

**O**  
WE ARE  
FEEL & MIX  
CONCEPT  
WALL TILE

**C**

**TAU**  
*cerámica*

Feel & Mix

## La Marca *Brand*

TAU se consolida como marca de referencia mundial en el sector cerámico, por la calidad técnica y estética de nuestro producto, por nuestra apuesta constante por la innovación y el desarrollo y por el compromiso con nuestro entorno social y ambiental.

---

*TAU is consolidated as a world reference brand in the ceramic sector. We are proud of our commitment to innovation and development and our commitment to our social and environmental surroundings.*

The image shows a modern building facade with a large, white, three-dimensional logo for 'TAU ceramica'. The word 'TAU' is in a bold, sans-serif font, and 'ceramica' is in a cursive script below it. The building has a light-colored, grid-patterned facade. The sky is blue with scattered white clouds, and some green foliage is visible at the bottom of the frame.

TAU  
ceramica

# VISIÓN

OUR VISION

Liderar el sector cerámico a través de una experiencia de compra empática que ayude al vendedor a vender y al comprador a decidir.

*Leading ceramic industry through a purchasing experience empathy that helps the seller to sell and the buyer to decide.*



# MISIÓN

OUR MISSION

Transformamos la naturaleza para crear superficies porcelánicas que ayuden a nuestros clientes en su crecimiento y diferenciación.

*We transform nature to create porcelain surfaces that help our clients in their growth and differentiation.*




# EMPATÍA

EMPATHY

LIDERAZGO

LEADERSHIP



ILUSIÓN  
ENTHUSIASM



MEZCLA  
MIXTURE

“

Aplicando criterios de mejora continua, llevamos a cabo una valorización interna de los residuos y una recogida selectiva de los mismos como cartón, plástico o madera.

*Applying criteria of continuous improvement, we carry out an internal recovery of the waste and a selective collection of the same as cardboard, plastic or wood.*

”

### Uso de energías limpias / *Green energy used*



### Recuperación aguas / *wastewater recovery*



TAU está comprometida con la optimización en la gestión del agua, basada en los principios de reutilización y optimización de la misma en diferentes procesos. Además, apuesta por la aplicación constante criterios de eficiencia energética en sus instalaciones y actividades.

*TAU is committed to the optimisation of water management, based on the principles of reuse and optimisation of water in different processes. It is also committed to the constant application of energy efficiency criteria in its facilities and activities.*



## Desarrollo sostenible *Sustainable development*

TAU cerámica cuenta con un sistema de gestión ambiental para identificar y minimizar el impacto de sus operaciones sobre las emisiones atmosféricas, aguas residuales, residuos y contaminación acústica. Sistema Integrado de Gestión (SIG), diseñado por Ecoembes y encaminado a la recogida selectiva y recuperación de residuos de envases para su tratado, reciclado y valoración.

La compañía cuenta con Declaraciones Ambientales de Producto (DAP) para todas las familias de producto que comercializa. Una declaración concedida por Aenor en 2014 y ampliada en 2015 que destaca productos respetuosos con el medio ambiente.

*TAU ceramics has an environmental management system to identify and minimize the impact of its operations on air emissions, wastewater, waste and noise pollution. Integrated Management System (SIG), designed by Ecoembes and aimed at the selective collection and recovery of packaging waste for treatment, recycling and assessment.*

*The company has Environmental Product Declarations (EPDs) for all the product families it markets. A declaration granted by Aenor in 2014 and extended in 2015 that highlights environmentally friendly products.*



# Feel & Mix



Sólo necesitamos 20 segundos para saber si algo nos gusta o no nos gusta. Las sensaciones que nos transmiten nuestros sentidos nos ayudan a decidirnos.

Por eso, en TAU Cerámica hemos configurado diferentes estilos de **moodboards** que guíen tu elección de producto. **Diseñamos por ti para hacerle la vida más fácil al vendedor y al cliente.**

En la mezcla está la pureza y en TAU Cerámica apostamos por ello.

**Mezcla de diferentes tipologías de producto, de diferentes formatos, relieves y acabados.**

Formando un espacio coordinado y armónico donde el cliente se sienta cómodo. Todo es combinable con el gusto adecuado y ése es el aporte de valor de la marca.

We only need 20 seconds to decide if we like something or not. The sensations that our senses transmit to us help us in the decision making process.

For this reason, at TAU Cerámica we have configured different styles of **moodboards** to guide your choice of product. **We design for you to make life easier for the seller and the customer.**

Purity is in the mix and at TAU Cerámica we bet on it.

**Mix of different types of product, of different formats, reliefs and finishes.**

Forming a coordinated and harmonious space where the client feels comfortable. Everything is combinable with the right taste and that is the contribution of brand value.

## Moodboards



Es la herramienta que utilizan diseñadores, arquitectos y decoradores para resumir en un panel todas las ideas e inspiraciones.

**Esta herramienta nos ayuda a agilizar el proceso de comprensión por parte del cliente, y a reducir el tiempo en la toma de decisiones.**

It is the tool that designers, architects and decorators use to summarize all ideas and inspirations in one panel.


This tool helps us streamline the understanding process by the client, and reduce the time in making decisions.




# Paleta cromática cálida

Warm color palette


## Mediterranean



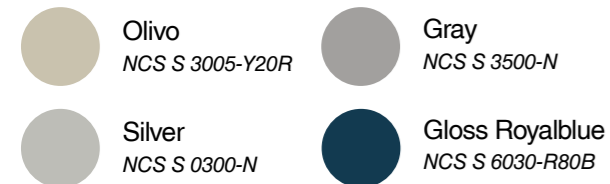
## Desert



## Neutral



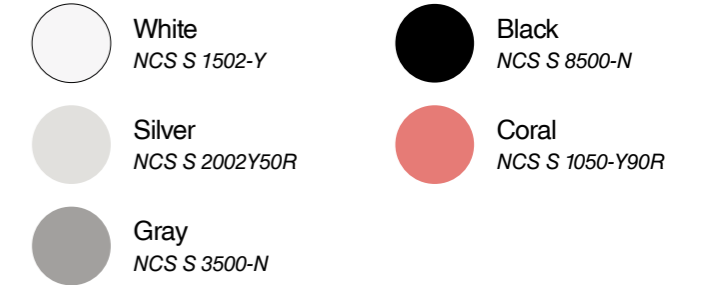
## Metallic



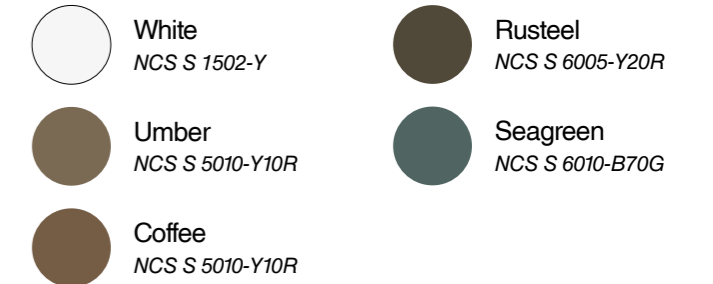
# Paleta Cromática Fría

Cold color palette


## Fusion



## Colonial



## Temperate



## Basics



# ÍNDICE INDEX INDICE

## MEDITERRANEAN

CAT.	TIPOLOGÍA	SERIE	COLOR	CAT.	TIPOLOGÍA	SERIE	COLOR
P	MARBLE	AURUM	WHITE				
P	MARBLE	AVORIO	CREAM				
W	BASIC	BIANCHI	AQUAMARINE				
P	WOOD	BOHARS	CAMEL				
P	METAL	BROOKLYN	MUSGO				
P	WOOD	CARABELA	CAMEL				
W	CEMENT	CASSIS	SAND				
W	CEMENT	CASSIS	GOLD				
W	CEMENT	CASSIS	LINEN				
P	CEMENT	CEPPO DI GRE	TALCO				
W	BASIC	CHROMATIC	SALVIA				
W	BASIC	CHROMATIC	CAMEL				
W	BASIC	CHROMATIC	TAN				
W	BASIC	CHROMATIC	TALCO				
W	TEXTIL	CHANNEL	MIX				
W	TEXTIL	CHANNEL	LINEN				
W	BASIC	CLASSIC	CREAM				
P	METAL	CORTEN WALL	UMBER				
P	MARBLE	CROSTONE	TAN				
P	CEMENT	DEVON	TAN				
P	WOOD	DOVER	CAMEL				
P	WOOD	ETERNAL	HAYA				
P	CEMENT	EVIAN	LINEN				
W	CEMENT	EVIAN WALL	LINEN				
P	WOOD	FOREVER	ROBLE				
W	BASIC	GRISHA	SAND				
P	STONE	INTEGRA	GREIGE				
W	STONE	INTEGRA WALL	GREIGE				
P	CEMENT	LEMA	GREIGE				
P	CEMENT	LUNEVILLE	LINEN				
W	METAL	MADISON	BROWN				
W	BASIC	MAIOLICA	AQUAMARINE				
P	WOOD	MARSALA	TAN				
P	METAL	METAL	STEEL				
P	WOOD	ORIGIN	UMBER				
P	WOOD	RAGUSA	UMBER				
P	WOOD	RENNES	TAN				
P	CLAY	TERRACOTTA	WHITE				
W	TEXTIL	TISSE WALL	LINEN				
W	TEXTIL	TISSE WALL	MIX				
W	STONE	TOSCANA WALL	IVORY				
W	MARBLE	TRAVETINO	WHITE				
W	MARBLE	TRAVERTINO	SAND				
W	CEMENT	YAIZA	BEIGE				
W	CEMENT	YAIZA	MARFIL				

## NEUTRAL

CAT.	TIPOLOGÍA	SERIE	COLOR	CAT.	TIPOLOGÍA	SERIE	COLOR
P	STONE	ABSTRACT	TALCO				
P	MARBLE	ALTAMURA	PEARL				
W	MARBLE	ALTAMURA WALL	PEARL				
W	MARBLE	BERLUZZI	PEARL				
W	CEMENT	BIANCHI	WHITE				
P	STONE	BORRIOLSTONE	WHITE				
W	CEMENT	CASSIS	PEARL				
P	CEMENT	CASTROVILLARI	WHITE				
P	CEMENT	CASTROVILLARI	PEARL				
W	TEXTIL	CHANNEL	WHITE				
W	BASIC	CHROMATIC	TALCO				
W	BASIC	FICUS CHROMATIC	TALCO				
W	STONE	CORNWALL	WHITE				
P	METAL	CORTEN WALL	LINEN				
W	METAL	CORTEN WALL	IVORY				
P	CEMENT	COSMOPOLITA	WHITE				
W	CEMENT	COSMOPOLITA WALL	WHITE				
P	CEMENT	DEVON	WHITE				
W	CEMENT	DEVON WALL	WHITE				
P	MARBLE	ELITE	WHITE				
P	CEMENT	EVIAN	WHITE				
W	CEMENT	EVIAN WALL	WHITE				
P	STONE	FIDENZA	LINEN				
P	STONE	FIDENZA	PEARL				
P	WOOD	FOREVER	ARCE				
W	BASIC	GRISHA	WHITE				
P	STONE	INTEGRA	WHITE				
P	STONE	INTEGRA	PEARL				
W	STONE	INTEGRA WALL	WHITE				
W	STONE	INTEGRA WALL	PEARL				
P	CEMENT	LEMA	WHITE				
P	CEMENT	LEMA	PEARL				
W	CEMENT	LEMA WALL	WHITE				
W	CEMENT	LEMA WALL	PEARL				
W	CEMENT	LEMA WALL	MIX				
P	STONE	LITIUM	PEARL				
W	STONE	LITIUM WALL	PEARL				
P	STONE	MAINSTONE	SILVER				
W	CEMENT	MARNE	WHITE				
W	CEMENT	MARNE	PEARL				
P	WOOD	NATURE	WHITE				
P	CEMENT	ORISTAN	ARENA				
P	CEMENT	ORISTAN	PEARL				
P	CEMENT	ORISTAN	PERLA				
P	STONE	PALOMASTONE	WHITE				
W	STONE	PALOMASTONE WALL	WHITE				
P	WOOD	RENNES	WHITE				
P	STONE	ROADSTONE	LINEN				
P	STONE	ROADSTONE	PEARL				
W	STONE	ROADSTONE WALL	MIX				
W	STONE	ROADSTONE WALL	WHITE				
W	STONE	ROADSTONE WALL	PEARL				
W	STONE	ROADSTONE WALL	LINEN				
P	MARBLE	TAJ MAHAL	WHITE				
P	CLAY	TERRACINA	WHITE				
W	TEXTIL	TISSE WALL	WHITE				
W	STONE	TOSCANA WALL	WHITE				
W	MARBLE	TRAVERTINO	WHITE				

# ÍNDICE INDEX INDICE

## DESERT

CAT.	TIPOLOGÍA	SERIE	COLOR	CAT.	TIPOLOGÍA	SERIE	COLOR
P	STONE	ABSTRACT	CAMEL	P	STONE	FIDENZA	TAN
P	MARBLE	AXOR	GOLD	P	STONE	FIDENZA	SERENE
W	MARBLE	BERLUZZI	SAND	P	WOOD	FOREVER	HAYA
P	MARBLE	BERLUZZI	SAND	W	BASIC	GRISHA	LINEN
P	WOOD	BERNA	MIX	P	STONE	INTEGRA	GREIGE
P	WOOD	BERNA	SAND	P	MARBLE	LEGEND	SAND
P	WOOD	BERNA	CAMEL	W	BASIC	MAIOLICA	RED
P	WOOD	BOHARS	SAND	W	BASIC	MAIOLICA	LINEN
P	STONE	BORRIOLSTONE	SAND	W	BASIC	MAIOLICA	TAN
P	WOOD	BREST	SAND	W	BASIC	MAIOLICA	N.COPPER
P	WOOD	BREST	TAN	W	CEMENT	MARNE	SAND
P	WOOD	BREST	UMBER	W	CEMENT	MARNE	LINEN
P	WOOD	CARABELA	SAND	P	WOOD	MARSALA	UMBER
P	CEMENT	CASTROVILLARI	TAN	P	WOOD	NATURE	SAND
P	TEXTIL	CHANNEL	GOLD	P	WOOD	NATURE	CAMEL
W	BASIC	CHROMATIC	HONEY	P	MARBLE	NOYA	ALMOND
W	BASIC	CHROMATIC	SIENA	P	MARBLE	ONICE	GOLD
P	MARBLE	CONDAL	GOLD	P	WOOD	ORIGIN	SAND
P	STONE	CORNWALL	GOLD	P	WOOD	ORIGIN	TAN
P	METAL	CORTEN WALL	SAND	P	WOOD	RAGUSA	SAND
P	METAL	CORTEN WALL	TAN	P	WOOD	RAGUSA	CAMEL
W	METAL	CORTEN WALL	LINEN	P	WOOD	RENNES	UMBER
P	CEMENT	COSMOPOLITA	SAND	P	STONE	ROADSTONE	TAN
W	CEMENT	COSMOPOLITA WALL	SAND	W	STONE	ROADSTONE WALL	GOLD
P	MARBLE	CREMA MARFIL	MARFIL	P	STONE	ROADSTONE WALL	GOLD
P	MARBLE	CROTONE	SAND	P	WOOD	SLONWOOD	NATURAL
P	MARBLE	CROTONE	TAN	P	STONE	SOAPSTONE	TAN
W	CEMENT	DEVON WALL	TAN	W	STONE	SOAPSTONE WALL	TAN
P	WOOD	DOVER	SAND	P	CLAY	TERRACINA	UMBER
P	MARBLE	ELITE	GREIGE	P	CLAY	TERRACINA	SIENNA
P	WOOD	ETERNAL	ROBLE	P	CLAY	TERRACINA	BASIC
P	CEMENT	EVIAN	SAND	P	CLAY	TERRACINA	SERENE
W	CEMENT	EVIAN WALL	SAND	P	WOOD	YUKON	YUKON
P	STONE	FIDENZA	SAND	P	WOOD	YUKON	YUKON

## METALLIC

CAT.	TIPOLOGÍA	SERIE	COLOR	CAT.	TIPOLOGÍA	SERIE	COLOR
P	MARBLE	ALTAMURA	PEARL	P	WOOD	FOREVER	TILO
P	MARBLE	ALTAMURA	SILVER	P	MARBLE	GEMSTONE	ROYALBLUE
P	STONE	BELCASTEL	SILVER	W	BASIC	GRISHA	SILVER
W	MARBLE	BERLUZZI	PEARL	P	STONE	INTEGRA	SILVER
P	WOOD	BOHARS	OLIVO	P	CEMENT	LEMA	SILVER
P	STONE	BORRIOLSTONE	SILVER	W	CEMENT	LEMA	SILVER
P	METAL	BROOKLYN	SILVER	W	CEMENT	LEMA WALL	SILVER
P	WOOD	CARABELA	SILVER	W	STONE	LEMA WALL	SILVER
P	WOOD	CARABELA	GRAY	P	STONE	LITIUM	SILVER
P	MARBLE	CASANIA	GRAY	P	METAL	MADISON	BLUE
W	CEMENT	CASSIS	SILVER	P	METAL	MADISON	SILVER
W	CEMENT	CASSIS	GRAY	P	STONE	MAINSTONE	SILVER
P	CEMENT	CASTROVILLARI	SILVER	W	BASIC	MAIOLICA	PEARL
P	CEMENT	CASTROVILLARI	GRAY	W	BASIC	MAIOLICA	SILVER
P	CEMENT	CEPPO DI GRE	SILVER	W	BASIC	MAIOLICA	ROYALBLUE
W	BASIC	CHROMATIC	SILVER	W	BASIC	MAIOLICA	ARGENT
W	BASIC	CHROMATIC	GRAY	W	CEMENT	MARNE	SILVER
W	METAL	CORTEN WALL	SILVER	P	WOOD	MARSALA	GRAY
P	CEMENT	COSMOPOLITA	SILVER	P	METAL	METAL	SILVER
P	CEMENT	COSMOPOLITA	GRAY	P	METAL	METAL	ROYALBLUE
W	CEMENT	COSMOPOLITA WALL	SILVER	P	WOOD	ORIGIN	SILVER
P	CEMENT	DEVON	SILVER	P	CEMENT	ORISTAN	GRIS
W	CEMENT	DEVON WALL	SILVER	P	STONE	PALOMASTONE	SILVER
P	WOOD	DOVER	WHITE	W	STONE	PALOMASTONE WALL	SILVER
P	WOOD	DOVER	SILVER	P	STONE	ROADSTONE	SILVER
P	MARBLE	ELITE	SILVER	P	STONE	ROADSTONE	MIX
W	MARBLE	ELITE	SILVER	W	STONE	ROADSTONE WALL	SILVER
P	CEMENT	EVIAN	PEARL	W	STONE	ROADSTONE WALL	LINEN
W	CEMENT	EVIAN WALL	PEARL	P	METAL	SASSARI	SILVER
P	MARBLE	EXPLOSION	BLUE	P	STONE	SOAPSTONE	SILVER
P	STONE	FIDENZA	SILVER				
P	WOOD	FOREVER	OLIVO				

# ÍNDICE INDEX INDICE

## FUSION

CAT.	TIPOLOGÍA	SERIE	COLOR	CAT.	TIPOLOGÍA	SERIE	COLOR
P	MARBLE	ALTAMURA	GRAY	W	BASIC	ISEO	WHITE
W	BASIC	AEMPI	WHITE	P	METAL	MADISON	GREEN
W	BASIC	BIANCHI	WHITE	W	BASIC	MAIOLICA	CORAL
W	BASIC	BRINDISI	WHITE	W	BASIC	MAIOLICA	SEAGREEN
P	METAL	BROOKLYN	GREEN	W	BASIC	MANTOVA	WHITE
P	CEMENT	CASTROVILLARI	BLACK	P	METAL	METAL	TITANIUM
W	BASIC	CHROMATIC	GREEN	P	METAL	METAL	SEAGREEN
P	METAL	CORTEN	CORTEN B	P	WOODS	ORIGIN	GRAY
W	BASIC	CREAZZO	WHITE	P	MARBLE	PORTLOREN	BLACK
W	BASIC	DONINI	WHITE	W	BASIC	RECREA	WHITE
P	MARBLE	DOZZA	WHITE	W	BASIC	SUMA	WHITE
P	MARBLE	DOZZA	GOLD	W	BASIC	TRAPANI	WHITE
W	BASIC	EMARESE	WHITE	P	MARBLE	TORANO	STATUARIO
				P	MARBLE	VANITY	BROWN

## TEMPERATE

CAT.	TIPOLOGÍA	SERIE	COLOR	CAT.	TIPOLOGÍA	SERIE	COLOR
P	STONE	ABSTRACT	BLUE	P	STONE	INTEGRA	GRAY
P	STONE	ABSTRACT	GRAPHITE	P	CEMENT	LEMA	GRAPHITE
P	STONE	ABSTRACT	GRAY	P	CEMENT	LEMA	GRAY
P	STONE	ABSTRACT	SALVIA	P	STONE	MAINSTONE	GRAY
P	MARBLE	ALTAMURA	GRAY	P	STONE	MAINSTONE	GRAPHITE
P	STONE	BELCASTEL	GRAPHITE	W	BASIC	MAIOLICA	ROYALBLUE
P	METAL	BROOKLYN	ROYALBLUE	P	WOODS	MARSALA	GRAY
P	CEMENT	CASTROVILLARI	GRAY	P	WOODS	ORIGIN	GRAY
W	TEXTIL	CHANNEL	GRAY	P	STONE	ROADSTONE	GRAY
W	BASIC	CHROMATIC	BLUE	P	STONE	ROADSTONE	LINEN
W	BASIC	CHROMATIC	GRAPHITE	P	STONE	ROADSTONE	GRAY
P	CEMENT	COSMOPOLITA	GRAY	P	STONE	SOAPSTONE	GRAPHITE
P	CEMENT	DEVON	GRAY	P	STONE	SOAPSTONE	GRAY
P	MARBLE	ELITE	GRAY	P	CLAY	TERRACINA	GRAY
P	BASIC	ESSENCE	GRAY	W	TEXTIL	TRAPANI	GRAPHITE
P	STONE	FIDENZA	GRAY	P	MARBLE	VARESE	WHITE
P	STONE	FIDENZA	GRAPHITE				

# ÍNDICE INDEX INDICE

## COLONIAL

CAT.	TIPOLOGÍA	SERIE	COLOR	CAT.	TIPOLOGÍA	SERIE	COLOR
W	MARBLE	ALESSO	BLACK				
P	MARBLE	ATLAS	GRAY				
P	METAL	BEAM RUSTEEL	RUSTEEL				
P	STONE	BELCASTEL	GRAPHITE				
P	WOOD	BERNA	UMBER				
P	MARBLE	BOSCO	BLACK				
P	WOOD	BREST	UMBER				
P	METAL	BROOKLYN	RUSTEEL				
P	METAL	DC BROOKLYN	RUSTEEL				
P	CEMENT	CASTROVILLARI	DAMGRAY				
P	METAL	CORTEN	A				
P	CEMENT	COSMOPOLITA	GRAY				
W	CEMENT	COSMOPOLITA WALL	GRAY				
P	MARBLE	CROTONE	UMBER				
P	CEMENT	DEVON	GRAY				
P	WOOD	DOVER	COFFEE				
P	MARBLE	ELITE	GRAPHITE				
P	MARBLE	EMPORIO	CALACATTA				
P	WOOD	ETERNAL	TEKA				
P	STONE	ETNASTONE	BLACK				
P	STONE	ETNASTONE	GRAPHITE				
P	CEMENT	EVIAN	GRAY				
W	CEMENT	EVIAN WALL	GRAY				
P	STONE	FIDENZA	GRAPHITE				

## BASICS

CAT.	TIPOLOGÍA	SERIE	COLOR	CAT.	TIPOLOGÍA	SERIE	COLOR
P	BASIC	ALPI	WHITE				
P	MARBLE	ARABESCATTO	WHITE				
P	MARBLE	ARABESCATTO	WHITE				
P	MARBLE	BARANELLO	WHITE				
W	MARBLE	BARANELLO WALL	WHITE				
W	MARBLE	BARANELLO WALL	SHINY				
W	MARBLE	BARANELLO WALL	MATT				
W	BASIC	BIANCHI	SHINY				
W	BASIC	BIANCHI	MATT				
W	BASIC	BIANCHI	WHITE				
W	BASIC	BIANCHI	ARGENT				
P	BASIC	BROOKLYN	BLACK				
P	BASIC	DC BROOKLYN	BLACK				
P	CEMENT	CASTROVILLARI	BLACK				
W	BASIC	FICUS CHROMATIC	WHITE				
W	BASIC	FABRIC CHROMATIC	WHITE				
W	BASIC	CLASSIC	WHITE				
W	BASIC	CLASSIC	BLACK				
P	METAL	CORTEN	BLANCO				
P	METAL	CORTEN	B				
P	METAL	CORTEN	A				
W	METAL	CORTEN WALL	WHITE				
W	METAL	CORTEN WALL	GRIS				
P	MARBLE	DOZZA	WHITE				
P	MARBLE	ELITE	BLACK				
W	BASIC	ESSENCE	WHITE				


CAT.	TIPOLOGÍA	SERIE	COLOR
P	BASIC	GRUM	BLACK
P	BASIC	HERITAGE	MONO
P	MARBLE	INVICTUS	WHITE
P	MARBLE	INVISIBLE	GOLD
P	STONE	IRONSTONE	BLACK
P	STONE	KEMBERG	LEAD
P	METAL	MADISON	BLACK
P	STONE	MAINSTONE	BLACK
W	BASIC	MAIOLICA	WHITE
P	MARBLE	MARQUINA	BLACK
P	MARBLE	MATERIA	KALOS
P	MARBLE	MATERIA	BLACK
P	MARBLE	MONTELEONE	BLANCO
P	MARBLE	PANTHER	BLACK
P	MARBLE	PORTLOREN	PORTLOREN
P	MARBLE	PORTLOREN	BLACK
P	MARBLE	SAFFIRE	WHITE
P	METAL	SASSARI	BLACK
P	BASIC	SHINE	BLANCO
P	BASIC	SHINE	BLACK
P	STONE	SOAPSTONE	WHITE
W	STONE	SOAPSTONE WALL	WHITE
W	BASIC	SUN	BLANCO
W	BASIC	SUN	SILVER
W	BASIC	SUN	GOLD
P	MARBLE	VARENNA	CARRARA
P	MARBLE	VARENNA	VARENNA
W	MARBLE	VARENNA WALL	CARRARA



- White  
NCS S 0505-R60B
- Pearl  
NCS S 1500 N
- Linen  
NCS S 1005-Y40R
- Copper  
NCS S 3005-Y50R
- Sienna  
NCS S 3010-Y40R
- Aquamarine  
NCS S 3020B50G

El estilo mediterráneo es sinónimo de luz, de sol, de madera que huele a campo, colores frescos y alegres y, maravillosos atardeceres.

The Mediterranean style is synonymous with light, sun, wood that smells of the countryside, fresh and cheerful colors and wonderful sunsets.



# Mediterranean

El uso del mimbre y ratán, el hierro forjado, madera sin tratar, textiles de lino y algodón son los elementos predominantes en este look.

Sus característicos paisajes naturales con calas de aguas cristalinas nos transportan al mejor verano de nuestras vidas. El Mediterráneo es capaz de mezclar estos materiales de una manera vibrante, armónica y vitalista.

The use of wicker and rattan, wrought iron, untreated wood, linen and cotton textiles are the predominant elements in this look.

Its characteristic natural landscapes with crystal clear coves transport us to the best summer of our lives. The Mediterranean is capable of mixing these materials in a vibrant, harmonious and vital way.



Más que tierra  
More than just earth

- Linen  
NCS S 1005-Y40R
- Sand  
NCS S 1005-Y20R
- Umber  
NCS S 4010-Y10R
- Gold  
NCS S 2070-Y10R



# Desert

La sabana, caravanas y oasis son lo primero que asociamos a los desiertos, los expertos en diseño no dejan de inspirarse en estos ambientes.


Acabados en madera y piedras pulidas y una decoración basada en los tonos marrones del desierto, colores tierra, grises y arena, creando ese vínculo entre el exterior y el interior.

The savannah, caravans and oases are the first thing we associate with deserts, design experts do not stop being inspired by these environments.

Finishes in wood and polished stones and a decoration based on the brown tones of the desert, earth colors, grays and sand, creating that link between the exterior and the interior.

La gama de colores básica es la terrosa, que abarca los rojos ladrillo, naranjas, ocre, marrones. Para contrastar se usan los tonos verdes intensos, azules e incluso amarillos. Como acentos desérticos, la idea es que rompa la monotonía de las paredes monocolors con tapizados, muebles y decoración autóctonos de esta zona.

The basic color range is earthy, which includes brick reds, oranges, ochre, browns. Intense green, blue and even yellow tones are used to contrast. As accents, the idea is to break the monotony of the solid colored walls with upholstery, furniture and decoration indigenous to this area.



*Una Mirada que ilumina*  
The power to illuminate

White  
NCS S 0505-R60B



Pearl  
NCS S 1500 N



Linen  
NCS S 1005-Y40R



Aquamarine  
NCS S 3020-B50G



Se buscan maderas cálidas no sólo en suelos, paredes y muebles, sino también en todo tipo de complementos. Las variedades más habituales vuelven a ser las claras, como el haya o el abedul.

Warm woods are sought not only in floors, walls and furniture, but also in all kinds of accessories. The most common varieties are again the clear ones, such as beech or birch.



# Neutral

El moodboard Neutral busca multiplicar la claridad de los espacios, atrayendo la luz y creando espacio más acogedores y envolventes.

El blanco roto es el color predominante, y es habitual que conviva con beiges y grises empolvados. Los toques de color se añaden mediante complementos, textiles, lámparas, cuadros, decoración...

The Neutral moodboard seeks to multiply the clarity of spaces, attracting light and creating more welcoming and enveloping spaces.

Off-white is the predominant color, and it is common for it to coexist with dusty beiges and grays. Touches of color are added through accessories, textiles, lamps, paintings, decoration...





- Silver  
NCS S 0300-N
- Gray  
NCS S 3500-N
- Olivo  
NCS S 3005-Y20R
- Gloss Royalblue  
NCS S 6030-R80B



*Futuro Pluscuamperfecto*  
*Perfect Future*



# Metallic

El moodboard Metallic está inspirado en la arquitectura contemporánea del siglo XX y sus icónicas obras que han influenciado a toda una generación.

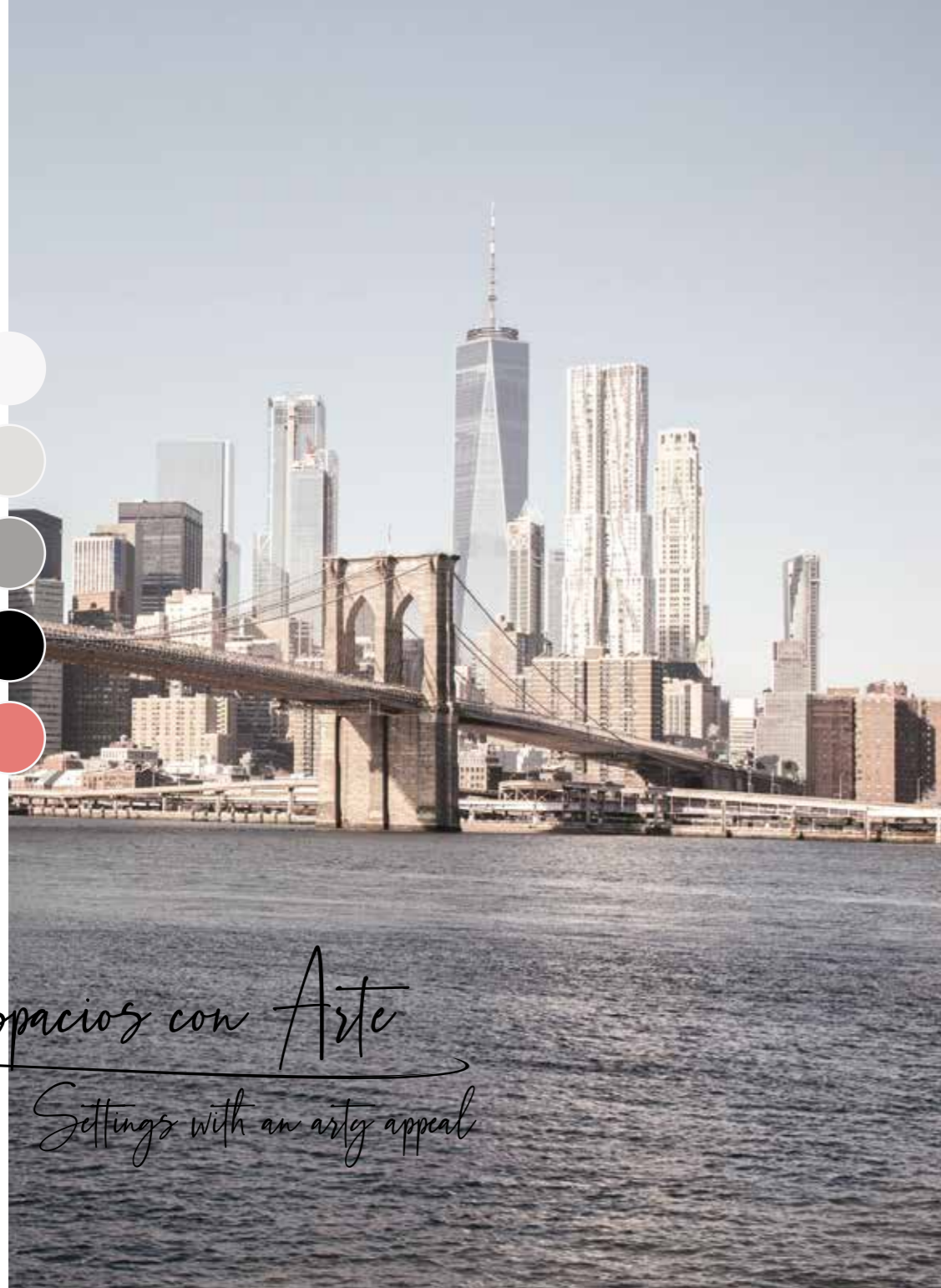
Este estilo es contemporáneo y está creado para asombrar. Con este moodboard es posible diseñar espacios tranquilos, ligeros y equilibrados gracias a los tonos neutros que nos ofrecen los grises pearl, silver y gray. En esta ocasión hemos incluido los azules índigo y cobalto.

The Metallic moodboard is inspired by contemporary 20th century architecture and its iconic works that have influenced an entire generation.

This style is contemporary and created to amaze. With this moodboard it is possible to design calm, light and balanced spaces thanks to the neutral tones offered by the pearl, silver and gray tones. We have also included indigo and cobalt blues.



- White  
NCS S 1502-Y
- Silver  
NCS S 2002Y50R
- Gray  
NCS S 3500-N
- Black  
NCS S 8500-N
- Coral  
NCS S 1050-Y90R



*Espacios con Arte*  
Settings with an arty appeal


# Fusion

Se ve influenciado en el Art Decó de los años 20, un estilo vanguardista que ensalza las formas conservadoras con el arte decorativo. El concepto de esta corriente debe su nombre a la primera exposición internacional realizada en París en 1925: L'Exposition Internationale des Arts Décoratifs et Industriels Modernes.


It is influenced by the Art Deco of the 1920s, an avant-garde style that praises conservative forms with decorative art. The concept of this current owes its name to the first international exhibition held in Paris in 1925: L'Exposition Internationale des Arts Décoratifs et Industriels Modernes.

El 2023 nos pide ambientes donde la cerámica con sus paletas cromáticas nos ayuda a diseñar estancias dinámicas y lujosas. El moodboard Fusion te permite mezclar y combinar colores, texturas, diseños... Por la elegancia que aporta, por su carácter ornamental, este estilo está cada vez más presente en los diseños decorativos actuales, en los diseños para los más exigentes.

2023 asks us for spaces where ceramics with its color palettes help us design dynamic and luxurious rooms. The moodboard Fusion allows you to mix and match colors, textures, designs ... Due to the elegance it brings, due to its ornamental character, this style is increasingly present in current decorative designs, in designs for the most demanding.



- White  
NCS S 1502-Y
- Umber  
NCS S 5010-Y10R
- Coffee  
NCS S 5010-Y10R
- Rusteel  
NCS S 6005-Y20R
- Seagreen  
NCS S 6010-B70G




# Colonial

Si analizamos el origen del estilo nos debemos remontar al estilo decorativo que se utilizaba en las antiguas colonias en el Sudeste Asiático de países europeos como España, Francia, Inglaterra y Países Bajos entre otros.

La paleta de colores del estilo colonial se centra, asimismo, en tonos naturales. Predominan los verdes y los marrones oscuros, además de los tonos tierra claros y los arena. Madera oscura y maciza, plantas tropicales, motivos étnicos y algún que otro artículo de lujo de época, como cofres o vajillas de porcelana, se entremezclan para crear un ambiente de lujo exótico del pasado.

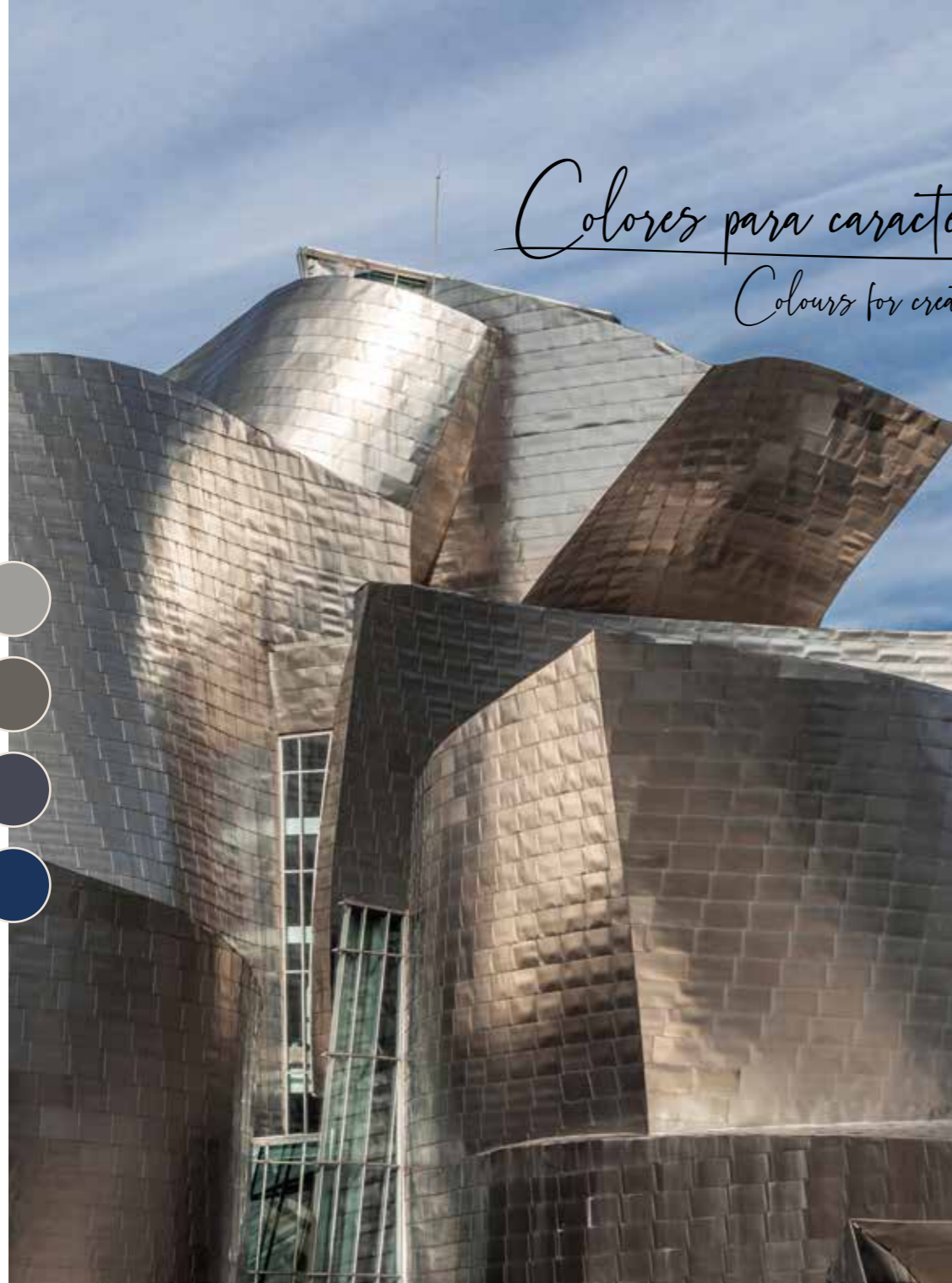
If we analyze the origin of the style, we must go back to the decorative style that was used in former colonies in Southeast Asia of European countries like Spain, France, England and the Netherlands, among others.

The colonial-style color palette also focuses on natural tones. Greens and dark browns predominate, in addition to light earth tones and sand. Solid dark wood, tropical plants, ethnic motifs and the occasional luxury item, such as chests or porcelain tableware, intertwined to create an atmosphere of exotic luxury from the past.



*Colores para caracterizar*  
*Colours for creating character*

- Gray  
NCS S 3500-N
- Graphite  
NCS S 6502-Y
- Lapisblue  
NCS S 7010-R70B
- Royalblue  
NCS S 6030-R80B



Estaríamos dentro de un estilo contemporáneo, logrando espacios de gran carácter, elegancia y sofisticación.

We would be within a contemporary style, achieving spaces of great character, elegance and sophistication.



# Temperate

Look muy destacado por el uso de detalles industriales, muebles de madera y metal y piezas con personalidad que le aporten autenticidad a los espacios.

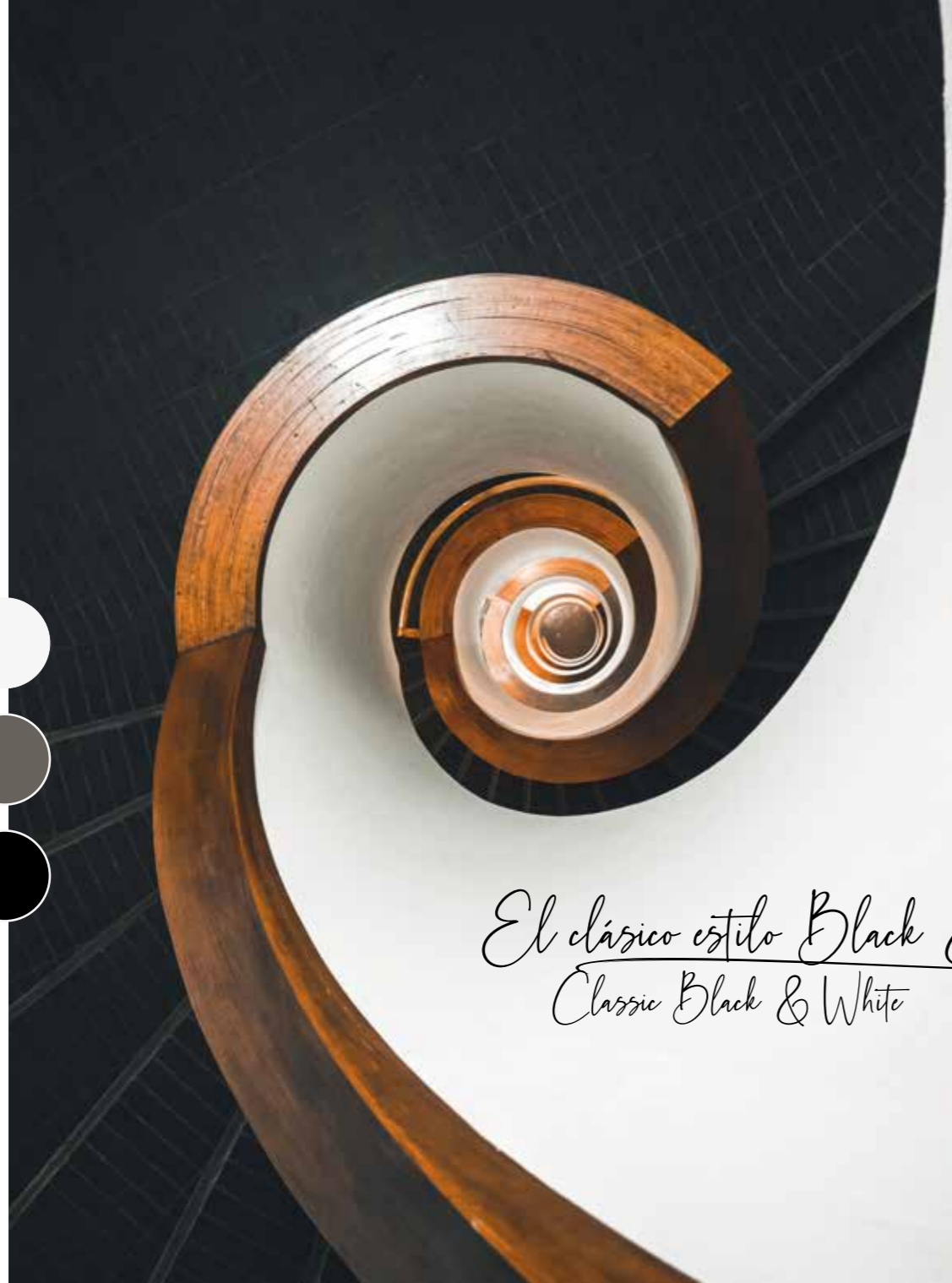
Look very prominent due to the use of industrial details, wood and metal furniture and pieces with personality that add authenticity to the spaces.

Sin divisiones, con grandes ventanales, techos altos, pavimentos cementosos, vigas de hierro, así se caracteriza el estilo temperate. Aunque su naturaleza es eminentemente urbana, este estilo también se hace un hueco en las casas de campo o rústicas contemporáneas.

Without divisions, with large windows, high ceilings, concrete floors, iron beams, this is how the temperate style is characterized. Although its nature is eminently urban, this style also finds a place in contemporary country houses or rustic houses.



- White  
NCS S 1502-Y
- Graphite  
NCS S 6502-Y
- Black  
NCS S 8500-N



*El clásico estilo Black & White*  
*Classic Black & White*

La unión de estos tres colores es una apuesta segura en cualquier estancia. La característica principal del color negro en interiorismo es su sofisticación, sobriedad y elegancia. El blanco combina a la perfección con el resto de colores, es uno de los más utilizados en cualquier hogar. Es perfecto para dar mayor claridad y profundidad. El gris nos aportará equilibrio y elegancia para crear espacios atemporales y vanguardistas.


The union of these three colors is a safe bet in any room. The main characteristic of the black color in interior design is its sophistication, sobriety and elegance. White combines perfectly with the rest of the colors, it is one of the most used in any home. It is perfect for giving clarity and depth. Gray will give us balance and elegance to create timeless and avant-garde spaces.




# Basics

Hemos reinterpretado el estilo Black&White muy empleado en moda para aterrizarlo en hogares y espacios. En nuestro caso hemos añadido el gris ya que consideramos que entre dos posturas contrapuestas siempre hay un punto de encuentro que en este caso es el gris.

We have reinterpreted the Black & White style widely used in fashion to land it in homes and spaces. In our case we have added gray since we consider that between two opposing positions there is always a meeting point, which in this case is gray.



# Feel & Mix



# Concept

Pasta Blanca / White Body / Faïence Plâte Blanche

WALL TILE



# ÍNDICE INDEX INDICE

Alfabético  
Alphabetic  
Alphabétique

## A

ALESSO BLACK 50

## B

BARANELLO WALL 108  
BERLUZZI 138  
BIANCHI 40x120 80  
BIANCHI 33,3x100 112  
BIANCHI 30x90 120

## C

CASSIS 152   
CHANNEL 134  
CHANNEL PLAIN 130  
CHROMATIC 82  
CLASSIC 148  
CORNWALL 180   
CORTEN WALL 174   
COSMOPOLITA WALL 100

## D

DEVON WALL 198 

## E

EVIAN WALL 208 

## G

GRISHA 160 


## I

INTEGRA 68

## L

LEMA 62

## M

MAIOLICA 146  
MARNE 204 

## P

PALAZZO CALACATTA 58  
PALOMASTONE WALL 94


## R

RLV. EDRA 98  
RLV. HERA 118  
ROADSTONE WALL 126

## S

SANTORINI 116  
SOAPSTONE WALL 184   
SUN 164 

## T

TISSE SOLID 78  
TOSCANA 190   
TRAVERTINO 72

## V

VARENNA WALL 142  
VENETO 54

## Y

YAIZA 156 

Formatos  
Formats  
Formats

## 40x120

ALESSO BLACK 50  
BIANCHI 80  
INTEGRA 68  
LEMA 62  
PALAZZO CALACATTA 58  
TISSE SOLID 76  
TRAVERTINO 72  
VENETO 54


## 33,3x100

BARANELLO WALL 108  
BIANCHI 112  
CHROMATIC 82  
COSMOPOLITA WALL 100  
PALOMASTONE WALL 94

## 30x90

BERLUZZI 138  
BIANCHI 120  
CHANNEL 134  
LEMA 62  
ROADSTONE WALL 128  
SANTORINI 116  
VARENNA WALL 142

## 25x75

CASSIS 152   
CHANNEL PLAIN 130  
SUN 168   
TOSCANA 190   
YAIZA 156 

## 30x60

CORTEN WALL 174   
DEVON WALL 198   
SOAPSTONE WALL 184   
SUN 170   
TOSCANA 190 

## 20x60

CORNWALL 180   
CORTEN WALL 174   
EVIAN WALL 208   
GRISHA 160   
MARNE 204   
SUN 164   
TOSCANA 190 

## 16,3x51,7

RLV. EDRA 98  
RLV. HERA 118

## 7,5x30

MAIOLICA 146

## 7,5x15

CLASSIC 148





**Pictogramas**  
Symbols

**W**

REVESTIMIENTO PASTA BLANCA  
WHITE BODY WALL TILE  
FAÏENCE PÂTE BLANCHE

**Rc**

RECTIFICADO  
RECTIFIED TILES  
RECTIFIÉ

**RLV**

VOLUMEN PERCEPTIBLE  
NOTICEABLE VOLUME  
RELIEF

**Nr**

NO RECTIFICADO  
NON RECTIFIED  
NON RECTIFIÉ

**TXT**

TEXTURADO RELIEVE SUAVE  
TEXTURE SMOOTH RELIEF  
TEXTURÉ LÉGER RELIEF

**V1**

TONO UNIFORME  
UNIFORM TONE  
NUANCE UNIFORME

**V2**

LIGERA DESTONIFICACIÓN  
SLIGHT SHADE VARIATION  
LÉGER DÉNUANÇAGE

**V3**

DESTONIFICACIÓN MODERADA  
MODERATE SHADE VARIATION  
DÉNUANÇAGE MODÉRÉ

**V4**

DESTONIFICACIÓN INTENSA  
HIGH SHADE VARIATION  
FORT DÉNUANÇAGE



# DECORADOS DECORS DÉCORÉ

Nombre  
Name

- 52 DC ALESSO GOLD 40x120
- 52 DC ALESSO 40x120
- 56 DC VENETO PEARL 40x120
- 60 DC PALAZZO CALACATTA 40x120
- 64 DC LEMA MIX 40x120
- 66 DC AMAZONIA MIX 30x90
- 70 DC INTEGRA MIX 40x120
- 74 DC TRAVERTINO WHITE 40x120
- 74 DC TRAVERTINO SAND 40x120
- 78 DC TISSE SOLID MIX 40x120
- 80 PAROLE WHITE 40x120
- 88 DC FICUS 33,3x100
- 90 DC GARDEN 33,3x100
- 90 DC BAMBÚ 33,3x100
- 90 DC SAUCE 33,3x100
- 92 DC JUNGLA 33,3x100
- 106 COSMOPOLITA WALL WHITE 33,3x100
- 106 COSMOPOLITA WALL SAND 33,3x100
- 106 COSMOPOLITA WALL SILVER 33,3x100

- 106 COSMOPOLITA WALL GRAY 33,3x100
- 110 DC BARANELLO SHINY 33,3x100
- 116 DC SANTORINI BLUE 30x90
- 116 DC SANTORINI AQUAMARINE 30x90
- 116 DC SANTORINI RED 30x90
- 120 CREAZZO ARGENT 30x90
- 124 DC LILIUM 30x90
- 124 DC AUTUMN 30x90
- 128 DC CANVAS ROADSTONE SILVER 30x90
- 128 DC CANVAS ROADSTONE GOLD 30x90
- 132 DC CHANNEL MIX 25x75
- 140 ISEO SAND 30x90
- 140 ADUA SAND 30x90
- 141 ISEO PEARL 30x90
- 141 ADUA PEARL 30x90
- 146 MAIOLICA ARGENT 7,5x30
- 146 MAIOLICA GOLD 7,5x30
- 146 MAIOLICA COOPER 7,5x30
- 158YAIZA BEIGE DECOR 25x75

- 158 YAIZA GRIS DECOR 25x75
- 165 DC ROCK SILVER 20x60
- 165 DC ROCK GOLD 20x60
- 172 DC POP SILVER 30x60
- 172 DC POP GOLD 30x60
- 176 DC CORTEN WALL WHITE 30x60
- 176 DC CORTEN WALL SILVER 30x60
- 176 DC CORTEN WALL LINEN 30x60
- 176 DC CORTEN WALL IVORY 30x60
- 186 BRADING GOLD 20x60
- 186 BRADING SILVER 20x60
- 188 DC SOPASTONE WALL WHITE 30x60
- 188 DC SOPASTONE WALL TAN 30x60
- 188 DC SOPASTONE WALL SILVER 30x60
- 192 DC TOSCANA WHITE 30x60
- 192 DC TOSCANA SILVER 30x60
- 192 DC TOSCANA IVORY 30x60
- 202 DC DEVON GOLD 30x60
- 202 DC DEVON SILVER 30x60



DIMENSION Y APARIENCIA  
DIMENSION AND APPEARANCE  
DIMENSION ET APPARENCE



N/mm<sup>2</sup>

RESISTENCIA A LA FLEXIÓN  
TENSILE STRENGTH  
RÉSISTANCE À LA FLEXION



RESISTENCIA AL CUARTEO  
CRAZING RESISTANCE  
RÉSISTANCE AUX CRAQUELURES



ABSORCIÓN DE AGUA  
WATER ABSORPTION  
ABSORPTION D'EAU

t<sub>c</sub>°

RESISTENCIA TÉRMICA  
THERMAL RESISTANCE  
RÉSISTANCE THERMIQUE




RESISTENCIA QUÍMICA  
CHEMICAL RESISTANCE  
RÉSISTANCE CHIMIQUE



RESISTENCIA A LAS MANCHAS  
STAIN RESISTANCE  
RÉSISTANCE AUX TÂCHES



(\*) Referencias que no incluyen el nombre de la serie.  
(\*) Items that don't include the series' name.  
(\*) Les références qui n'ont pas le nom de leur série.



**Concept**

# **WALL TILE**

**Pasta Blanca / White Body / Faïence Plâte Blanche**



Mate Matt

# ALESSO BLACK

W V2 R<sub>c</sub> RLV

## FORMATS



40x120 / 16"x48"

□ Matt M 22

□ Matt M 24 RLV

## SHADE VARIATION



## TECHNICAL SPECIFICATIONS



Black  
NCS S 1502-Y



CUMPLE



16%



20 / 30



RESISTE



RESISTE



GA



CUMPLE



TAU

Wall tile Alesso Black 40x120, RLV Alesso Black 40x120. Floor Tile Varenna Carrara 60x120


# ALESSO BLACK Decor



RLV Alesso Black 40x120 / 16"x48" RLV  
Matt M 24



DC Alesso Gold 40x120 / 16"x48"  
Matt P 43



DC Alesso 40x120 / 16"x48" Juego de 2 piezas  
Matt P 50 Set 2 pieces

DC Alesso Black 40x120 detail.



Wall tile Alesso Black 40x120, DC Alesso 40x120 Floor Tile Varenna Carrara 60x120



Mate Matt

# VENETO

W V3 R<sub>c</sub> RLV

## FORMATS



40x120 / 16"x48"

□ Matt M 22

□ Matt M 24 RLV

## SHADE VARIATION



## TECHNICAL SPECIFICATIONS



Pearl  
NCS S 1500-N



CUMPLE



16%



20 / 30



RESISTE



RESISTE



GA



CUMPLE



Wall tile Veneto Pearl 40x120, Riv Veneto Pearl 40x120 Floor Tile Rennes Umber 25x150

# VENETO PEARL Decor



RLV Veneto Pearl 40x120 / 16"x48"  
 □ Matt M 24

RLV



DC Veneto Pearl 40x120 / 16"x48"  
 □ Matt P 50

Juego de 2 piezas  
 Set 2 pieces

DC Veneto Pearl 40x120 detail.






Mate Matt

# PALAZZO CALACATTA

W V2 R<sub>c</sub> RLV

## FORMATS



40x120 / 16"x48"

☐ Matt M 22

☐ Matt M 24 RLV

## SHADE VARIATION



## TECHNICAL SPECIFICATIONS



TAU

Wall tile Palazzo Calacatta 40x120 Floor Tile Forever Arce 20x120



# PALAZZO CALACATTA Decor



RLV Palazzo Calacatta 40x120 / 16"x48"  
Matt M 24



DC Palazzo Calacatta 40x120 / 16"x48"  
Matt P 50

Juego de 2 piezas  
Set 2 piezas

Wall tile Palazzo Calacatta 40x120, Rlv Palazzo Calacatta 40x120, DC Palazzo Calacatta 40x120. Floor tile Lema White 120x120.





White  
NCS S 1005 Y30R



Pearl  
NCS S 0500-N



Silver  
NCS S 1500-N

Mate Matt

# LEMA

W V2 R<sub>c</sub> RLV

## FORMATS



40x120 / 16"x48"


- Matt M 22
- Matt M 24 RLV




30x90 / 12"x36"

- Matt M 15
- Matt M 18 RLV

## SHADE VARIATION



## TECHNICAL SPECIFICATIONS



Wall tile Lema Pearl 40x120, Lema White 40x120, Riv Lema Pearl 40x120 Floor Tile lema White 90x180

# LEMA 40x120 Decor




RLV Lema White 40x120 / 16"x48"  
 Matt M 24

RLV



RLV Lema Pearl 40x120 / 16"x48"  
 Matt M 24

RLV



RLV Lema Silver 40x120 / 16"x48"  
 Matt M 24

RLV



DC Lema Mix 40x120 / 16"x48"  
 Matt P 52

Juego de 2 piezas  
 Set 2 piezas



RLV Lema Argent 40x120 / 16"x48"  
 Matt P 42

RLV

Wall tile RLV Lema White 40x120. Lema White 40x120.



# LEMA 30x90 Decor



RLV Lema White 30x90 / 12"x36"  
Matt M 18

RLV



RLV Lema Pearl 30x90 / 12"x36"  
Matt M 18

RLV



RLV Lema Silver 30x90 / 12"x36"  
Matt M 18

RLV



DC Amazonia Mix 30x90 / 12"x36"  
Matt M 23

5 diferentes diseños servidos aleatoriamente  
5 diferents designs served randomly

Wall tile Lema Silver 30x90. RLV Lema Silver 30x90. Floor tile Lema Graphite 90x90.




Wall tile DC Amazonia Mix 30x90 Floor Tile Bohars Sand 25x150

Mate Matt

# INTEGRA

W V2 R<sub>c</sub> RLV

## FORMATS



40x120 / 16"x48"


☐ Matt M 22

☐ Matt M 24 RLV


## SHADE VARIATION



## TECHNICAL SPECIFICATIONS



White  
NCS S 2002-R



Pearl  
NCS S 1502-Y



Greige  
NCS S 3005-G80Y



Wall tile Riv Integra Greige 40x120

# INTEGRA Decor



**RLV Integra White 40x120 / 16"x48"**  
☐ Matt M 24

RLV



**DC Integra Mix 40x120 / 16"x48"**  
☐ Matt P 33

DC



**RLV Integra Pearl 40x120 / 16"x48"**  
☐ Matt M 24

RLV



**DC Integra Mix 40x120 Detail**



**RLV Integra Greige 40x120 / 16"x48"**  
☐ Matt M 24

RLV

**Wall tile DC Integra Mix 40x120, Integra White 40x120**



**Wall tile Integra Pearl 40x120, RLV Integra White 40x120 Floor Tile Integra Pearl 120x120**



White  
NCS S 1000-N



Sand  
NCS S 2005-Y40R

Mate Matt

# TRAVERTINO

W V2 R RLV

## FORMATS



40x120 / 16"x48"

Matt M 22


Matt M 24 RLV



Wall tile DC Travertino Sand 40x120, Travertino Sand 40x120

## TECHNICAL SPECIFICATIONS

CUMPLE	16%	20 / 30	RESISTE	RESISTE	GA	CUMPLE



Wall tile Travertino Sand 40x120, Riv Travertino Sand 40x120, Alpi 160x320 Floor Tile Forever Olivo 20x120

# TRAVERTINO Decor



**RLV Travertino White 40x120 / 16"x48"**  
Matt M 24 RLV



**DC Travertino White 40x120 / 16"x48"**  
Matt P 51 Juego de 2 piezas  
Set 2 piezas



**RLV Travertino Sand 40x120 / 16"x48"**  
Matt M 24 RLV



**DC Travertino Sand 40x120 / 16"x48"**  
Matt P 51 Juego de 2 piezas  
Set 2 piezas



Wall tile DC Travertino Sand 40x120, Travertino Sand 40x120, Floor Tile Cosmopolita Sand 90x90



Mate Matt

# TISSE SOLID

W V2+ R: RLV

## FORMATS



40x120 / 16"x48"

□ Matt M 22

□ Matt M 24 RLV

## SHADE VARIATION



White  
NCS S 1500-N

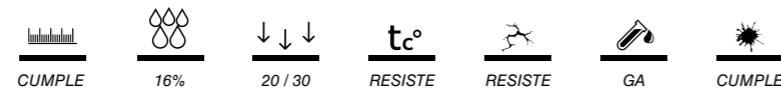


Linen  
NCS S 2002-Y50R



Silver  
NCS S 2502-R

## TECHNICAL SPECIFICATIONS



Wall tile Tisse Solid White 40x120 Riv. Tisse Solid Silver 40x120 Floor tile Integra Gray 120x120

# TISSE SOLID Decor



RLV Tisse Solid White 40x120 / 16"x48"  
Matt M 24 RLV



RLV Tisse Solid Linen 40x120 / 16"x48"  
Matt M 24 RLV



RLV Tisse Solid Silver 40x120 / 16"x48"  
Matt M 24 RLV

Wall tile DC Tisse Solid Mix 40x120



DC Tisse Solid Mix 40x120 / 16"x48"  
Matt P 48 Juego de 2 piezas Set 2 piezas




Wall tile Tisse Solid Linen 40x120 Rlv Tisse Solid White 40x120 Floor Tile Elite White 120x120




Summa 40x120 detail. **RLV**




**Recrea**  
Solo en Mate  
Only in Matt



**Summa**  
Solo en Mate  
Only in Matt



**Atempo**  
Solo en Mate  
Only in Matt



**Bianchi**  
NCS S 0300-N

# BIANCHI

Brillo Shiny  
Mate Matt

**W V1 R** **RLV** RECREA / SUMMA / ATEMPI

## FORMATS



40x120 / 16"x48"  
 Matt / Shiny M22  
 Matt M 24 **RLV**

## DECOR



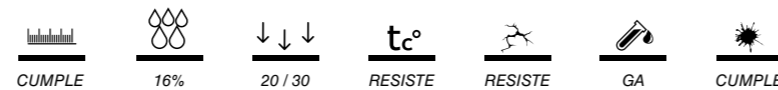
Parole White 40x120 / 16"x48"  
 P 41  
 Series coordinables: Bianchi  
 Matching series: Bianchi

Perfil Plata Mate 120x1x1 P19


Perfil Plata Brillo 120x1x1 P20

Cenefa Plata 120x4 P23

## TECHNICAL SPECIFICATIONS



Wall tile Summa Matt 40x120 Classic Black Gloss 7,5x15. Floor tile Oristano Black 20x120



White  
NCS S 1002-R

Talco  
NCS S 1505-Y60R

Silver  
NCS S 2502-Y

Tan  
NCS S 3005-Y50R

Siena  
NCS S 2020-Y80R

Honey  
NCS S 2030-Y20R

Camel  
NCS S 4030-Y60R

Salvia  
NCS S 4005-G80Y

Green  
NCS S 6010-B50G

Blue  
NCS S 4020-R90B

Gray  
NCS S 5005-Y80R

Graphite  
NCS S 6500-N

Mate Matt

# CHROMATIC

W V1 TXT

## FORMATS



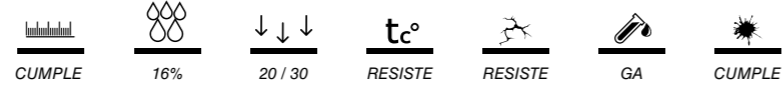
33,3x100 / 13"x40"

- White, Talco, Silver, Tan, Camel, Gray, Graphite Matt M14
- Siena, Honey Salvia, Green, Blue Matt M16



Wall tile Chromatic Siena 33,3x100 Arabescato White 60x120 Dover Sand 25x150

## TECHNICAL SPECIFICATIONS



TAU

Wall tile Chromatic Green 33,3x100, Ordesa White 16,3x51,7. Floor tile Roadstone Gray 90x90




Wall tile Chromatic Honey 33,3x100 Cosmopolita Silver 75x150 Floor tile Roadstone Gray 90x90




Wall tile Chromatic Graphite 33x100. Chromatic Gray 33x100. Elite Black 60x120. Floor tile Integra Graphite 120x120.

# FABRIC Decor



**RLV Fabric White** 33,3x100 / 13"x40"  
 □ Matt M 16

RLV



**RLV Fabric Talco** 33,3x100 / 13"x40"  
 □ Matt M 16

RLV

Wall tile *Rlv Fabric Talco 33,3x100, Chromatic Talco 33,3x100*



Wall tile *Chromatic Talco 33,3x100, Rlv Fabric Talco 33,3x100, Dc Ficus Talco 33,3x100, Dc Ficus Talco 33,3x100, Floor tile Fidenza Pearl 120x120*

# FICUS Decor



**RLV Ficus White** 33,3x100 / 13"x40"  
☑ Matt M 16

RLV



**RLV Ficus Talco** 33,3x100 / 13"x40"  
☑ Matt M 16

RLV



**DC Ficus** 33,3x100 / 13"x40" *2 diferentes diseños servidos aleatoriamente*  
☑ Matt M 19

*2 diferents designs served randomly*



**DC Ficus detail.**

Wall tile Chromatic Salvia Talco 33,3x100 Dc Ficus Talco 33,3x100, Fidenza Pearl 120x120



# GARDEN, BAMBÚ, SAUCE Decor



DC Garden 33,3x100 / 13"x40"  
Matt P 44

Juego de 2 piezas  
Set 2 pieces



DC Garden detail.



DC Bambú 33,3x100 / 13"x40"  
Matt P 42

Juego de 2 piezas  
Set 2 pieces



DC Sauce 33,3x100 / 13"x40"  
Matt P 42

Juego de 2 piezas  
Set 2 pieces

Wall tile DC Bambú 33,3x100



Wall tile Decor Sauce 33,3x100, Travertino Sand 60x120. Floor tile Devon Tan 120x120



# JUNGLA Decor



DC Jungla 33,3x100 / 13"x40"  
 □ Matt P 42

Juego de 2 piezas  
 Set 2 piezas



DC Garden detail.



Mate Matt

# PALOMASTONE WALL

W V2 R TXT RLV

## FORMATS

SERIE PALOMASTONE PORCELAIN

Designs 12

33,3x100 / 13"x40"

□ Matt M14

□ Matt M 16 RLV

Designs 3

16,3x51,7 / 6"x20"

□ Natural M 22

□ Rlv. Edra

Natural M 24



**White**  
NCS S 1505-Y30R



**Silver**  
NCS S 2502-Y




**Graphite**  
NCS S 6005-Y80R



Wall tile RLV Neo Palomastone Graphite 33,3x100

## TECHNICAL SPECIFICATIONS



TAU

# PALOMASTONE WALL Decor



*RLV Via Palomastone White 33,3x100 / 13"x40"*  
☐ Matt M 16



*RLV Neo Palomastone White 33,3x100 / 13"x40"*  
☐ Matt M 16



*RLV Via Palomastone Silver 33,3x100 / 13"x40"*  
☐ Matt M 16



*RLV Neo Palomastone Silver 33,3x100 / 13"x40"*  
☐ Matt M 16



*RLV Via Palomastone Graphite 33,3x100 / 13"x40"*  
☐ Matt M 16



*RLV Neo Palomastone Graphite 33,3x100 / 13"x40"*  
☐ Matt M 16

**Wall tile RLV Neo Palomastone Graphite 33,3x100**



Wall tile RLV Neo Palomastone Silver 33,3x100, RLV Via Palomastone Silver 33,3x100. Floor tile Palomastone Silver 75x150



White  
NCS S 1505-Y30R



Silver  
NCS S 2502-Y



Graphite  
NCS S 6005-Y80R

Natural Matt

# RLV EDRA

Pcb RLV V2+ Rc

SERIE PALOMASTONE PORCELAIN

### FORMATS

Designs 3

16,3x51,7 / 6"x20"

Natural M 22

RLV Edra

Natural M 24




Wall tile RLV Edra Palomastone Silver 16,3x51,7


RLV Edra Palomastone White 16,3x51,7 detail.




Wall Tile RLV Edra Palomastone Silver 16,3x51,7



White  
NCS S 1000-N



Sand  
NCS S 1005-Y50R



Silver  
NCS S 0300-N



Gray  
NCS S 5500-N

Mate Matt

# COSMOPOLITA WALL

W V2 R2 TXT RLV

## FORMATS



33,3x100 / 13"x40"


- Matt M14
- RLV M 16



Wall tile Cosmopolita White 33,3x100 Floor and wall tile Bohars Sand 25x150

## TECHNICAL SPECIFICATIONS

- CUMPLE
- 16%
- 20 / 30
- RESISTE
- RESISTE
- GA
- CUMPLE




TAU



Wall tile Cosmopolita Silver 33,3x100. Maiolica Royalblue 7,5x30. Floor tile Cosmopolita Silver 90x90



Wall tile Cosmopolita Sand, Cosmopolita White 33x100. Floor tile Cosmopolita Silver 90x90.



RLV Gala Cosmopolita Wall White 33,3x100 / 13"x40"  
☐ Matt M 16



RLV Gala Cosmopolita Wall Sand 33,3x100 / 13"x40"  
☐ Matt M 16



RLV Gala Cosmopolita Wall Silver 33,3x100 / 13"x40"  
☐ Matt M 16




RLV Gala Cosmopolita Wall Gray 33,3x100 / 13"x40"  
☐ Matt M 16

Wall tile RLV Gala Cosmopolita Wall Sand 33,3x100 Maiolica Aquamarine 7,5x30



**DELTA: 3 diseños diferentes  
servidos aleatoriamente.**  
DELTA: 3 diferent designs  
served randomly.



RLV Delta Cosmopolita Wall Sand 33,3x100 / 13"x40"  
☐ Matt M 16



Disponibles en  
todos los colores  
Available in  
all colours.



106 **COSMOPOLITA WALL**

Decor




**DC Cosmopolita Wall White** 33,3x100 / 13"x40"  
☐ Matt P 27



**DC Cosmopolita Wall Sand** 33,3x100 / 13"x40"  
☐ Matt P 27



**DC Cosmopolita Wall Silver** 33,3x100 / 13"x40"  
☐ Matt P 27



**DC Cosmopolita Wall Gray** 33,3x100 / 13"x40"  
☐ Matt P 27







Brillo Glossy  
Mate Matt

# BARANELLO WALL


W V2+ R: TXT RLV

## FORMATS



33,3x100 / 13"x40"

- ☐ Glossy M14
- ☐ Matt M14
- ☐ Matt M16 **RLV**



Wall tile RLV Line Baranello White 33,3x100

## TECHNICAL SPECIFICATIONS



White  
NCS S 0300-N



CUMPLE



16%



20 / 30



RESISTE



RESISTE



GA



CUMPLE




TAU


Wall tile Baranello White Matt 33,3x100 RLV Baranello Shiny 33,3x100 RLV Baranello Line Matt 33,3x100. Floor tile Baranello Pulido White 75x150

BARANELLO WALL

# BARANELLO WALL Decor



RLV Axe Baranello White 33,3x100 / 13"x40"  
☑ Glossy M 16



RLV Line Baranello White 33,3x100 / 13"x40"  
☑ Matt M 16



DC Baranello Shiny 33,3x100 / 13"x40" Set 2 pieces  
☑ P 46

Wall tile Baranello White 33,3x100 , DC Baranello White 33,3x100 Floor tile Baranello White 90x90



RLV Baranello White detail.



DC Baranello Shiny detail.



Brillo Glossy  
Mate Matt

# BIANCHI

W V1 R<sub>c</sub> TXT RLV

## FORMATS



33,3x100 / 13"x40"

- Matt M14
- Glossy M14
- Matt M16 RLV



Wall tile RLV Axe Bianchi Shiny 33,3x100 Floor tile Terracotta Sienna 30x30

## TECHNICAL SPECIFICATIONS



White  
NCS S 0300-N



CUMPLE



RESISTE

16%



RESISTE

20 / 30



RESISTE



RESISTE



RESISTE

GA



RESISTE

CUMPLE



TAU


Wall tile Bianchi Matt and Shiny 33,3x100 and RLV Hera 16,3x51,7. Floor tile Bohars Camel 25x150



**RLV Axe Bianchi Shiny** 33,3x100 / 13"x40"  
☑ Gloss M 16



**RLV Axe Bianchi Matt** 33,3x100 / 13"x40"  
☑ Matt M 16




**RLV Bit Bianchi Shiny** 33,3x100 / 13"x40"  
☑ Gloss M 16



**RLV Bit Bianchi Matt** 33,3x100 / 13"x40"  
☑ Matt M 16



**RLV Neo Bianchi Matt** 33,3x100 / 13"x40"  
☑ Matt M 16



**RLV Mia Bianchi Matt** 33,3x100 / 13"x40"  
☑ Matt M 16




**RLV Axe Bianchi Argent** 33,3x100 / 13"x40"  
☑ Gloss P 42

**RLV Axe Bianchi Matt detail.**



**RLV Bit Bianchi Matt detail.**



**RLV Neo Bianchi Matt detail.**



**RLV Axe Bianchi Argent detail.**



**Wall tile RLV Bit 33,3x100**  
**Floor tile Terracotta Gray 30x30**



**Wall tile RLV Neo Bianchi Matt 33,3x100**

**Wall tile RLV Mia Bianchi Matt 33,3x100 Floor tile Terracotta Silver 30x30**





Blue  
NCS S 0300-N



Aquamarine  
NCS S 0300-N



Red  
NCS S 0300-N

Mate Matt

# SANTORINI

W V1 R<sub>c</sub> RLV

## FORMATS



30x90 / 12"x36"  
Matt M23

## DECOR



DC Santorini Blue 30x90 / 12"x36"  
Matt M23 3 diferents designs served randomly



DC Santorini Aquamarine 30x90 / 12"x36"  
Matt M23 3 diferents designs served randomly




DC Santorini Red 30x90 / 12"x36"  
Matt M23 3 diferents designs served randomly

## TECHNICAL SPECIFICATIONS



TAU



Wall tile Bianchi White 30x90 DC Santorini Blue 30x90 Floor Tile Eternal Roble 25x150



Natural Matt

# RLV. HERA

Pcb RLV V3 R:

Serie Bohars Porcelánico


## FORMATS

Designs 3

16,3x51,7 / 6"x20"

Natural M24


RLV Hera Olivo Detail



**Olivo**  
NCS S 3005Y20R



**Camel**  
NCS S 2010Y30R



# BIANCHI

Brillo Shiny  
Mate Matt

W V1 R RLV BRINDISI / DONINI / ISEO  
EMARESE / CREAZZO

## FORMATS



30x90 / 12"x36"  
 Matt / Shiny M15  
 Matt / Shiny M18 RLV

## DECOR



Todos los relieves disponibles en acabado ARGENT.  
 All reliefs available in ARGENT finish.

Creazzo Argent 30x90 / 12"x36" RLV  
 Glossy P 37

Perfil Plata Mate 90x1x1 P16

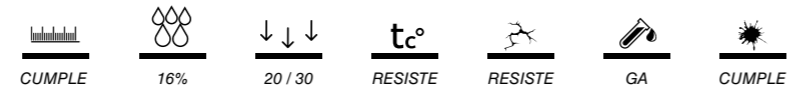
Perfil Plata Brillo 90x1x1 P19

Cenefa Plata 90x4 P17



Wall tile Bianchi Matt and Shiny 30x90.

## TECHNICAL SPECIFICATIONS



Iseo




Emarese



Creazzo



Donini



Brindisi



Bianchi  
NCS S 0300-N

TAU



Wall tile Creazzo Matt 30x90. Floor tile Terracina Gray 75x75.

Mate Matt  
**BIANCHI**

W V1 TXT R

FORMATS



30x90 / 12"x36"

Carpi / Caserta Matt M15

Amantea / Canaleto / Mantova / Trapani Matt M16

DECOR

Perfil Plata Mate 90x1x1 P16

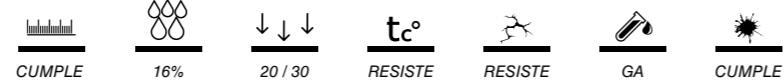
Perfil Plata Brillo 90x1x1 P19

Cenefa Plata 90x4 P17



Wall tile Amantea Matt 30x90.

TECHNICAL SPECIFICATIONS



Caserta

Amantea


Canaleto

Carpi

Mantova

Trapani  
 NCS S 0300-N

TAU



Wall tile Bianchi and Trapani Matt 30x90. Floor tile Regusa Sand 20x120.

BIANCHI



# LILIUM, AUTUMN Decor



DC Lilium 30x90 / 12"x36"  
 Matt P 44

Juego de 3 piezas  
 Set 3 pieces



DC Autumn 30x90 / 12"x36"  
 Matt P 44

Juego de 3 piezas  
 Set 3 pieces



Wall tile DC Lilium 30x90 Floor tile Forest Haya 23x120

Mate Matt

# ROADSTONE WALL

W V2+ TXT R<sub>c</sub> RLV

## FORMATS




30x90 / 12"x36"

☐ Matt M15

☐ Matt M18 RLV

## SHADE VARIATION

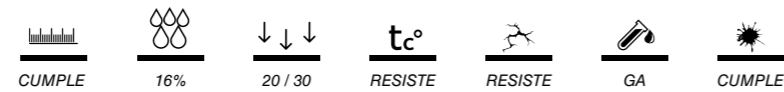


## MATCHING SERIES

P<sub>cb</sub> BOHARS P ROADSTONE

Consulta catálogo Porcelánico / Checkout Porcelain Catalogue

## TECHNICAL SPECIFICATIONS



White  
NCS S 1000N



Linen  
NCS S 1002Y50R



Pearl  
NCS S 0300-N



Silver  
NCS S 0300-N



Wall tile Roadstone Wall Pearl 30x90 RLV Cea Roadstone Pearl 30x90 Floor tile Roadstone Pearl 75x150

# ROADSTONE WALL Decor



**RLV Roadstone Silver 30x90 / 12"x36"** Designs 04 RLV  
☐ Matt M18



**RLV Cea Roadstone Pearl 30x90 / 12"x36"** Designs 04 RLV  
☐ Matt M18



**RLV Roadstone Gold 30x90 / 12"x36"** Designs 04 RLV  
☐ Matt M18



**RLV Cea Roadstone Linen 30x90 / 12"x36"** Designs 04 RLV  
☐ Matt M18



**RLV Roadstone Mix 30x90 / 12"x36"** Designs 04 RLV  
☐ Matt M18



**RLV Cea Roadstone White 30x90 / 12"x36"** Designs 04 RLV  
☐ Matt M18



**DC Canvas Roadstone Silver 30x90 / 12"x36"** Designs 02  
P45 (Pack 2 pzas.) RLV



**DC Canvas Roadstone Gold 30x90 / 12"x36"** Designs 02  
P45 (Pack 2 pzas.) RLV

**RLV Roadstone Gold detail.**



**Wall tile Roadstone Wall Linen 30x90 RLV Roadstone Gold 30x90**



**Wall tile DC Canvas Roadstone Silver 30x90 and Roadstone White 30x90**



**Wall tile Roadstone Wall Pearl 30x90 and RLV Roadstone Wall Silver 30x90, Maiolica Royalblue 7,5x30 Floor tile Bohars Olivo 25x150**





**White**  
NCS S 1502-Y50R



**Linen**  
NCS S 2005-Y30R



**Sand**  
NCS S 4005-Y20R



**Gray**  
NCS S 6502-Y

Mate Matt

# CHANNEL PLAIN

W V2+ NR O TXT

## FORMATS



25x75 / 10"x29,5"  
M 09  
M 10 IRLV

## MATCHING SERIES

**P** FOREVER  
15x60 / 25x100 / 20x120



Arce Tilo Olivo

**P** DEVON  
120x120 / 90x90 / 60x60 / 60x120



White

Consulte Catálogo Porcelánico.  
Check our Porcelain Catalogue.


**P** ORIGIN  
22,5x180 / 30x180 / 20x120



Silver Gray

Consulte Catálogo Porcelánico.  
Check our Porcelain Catalogue.

**W** MAIOLICA  
7,5x30



White Linen

Consulte Catálogo Porcelánico.  
Check our Porcelain Catalogue.

## TECHNICAL SPECIFICATIONS



Wall tile Channel Plain Gray, Linen 25x75, Barton Silver 25x75. Floor tile Origin Silver 20x120

**PIEZAS ESPECIALES**  
**SPECIAL PIECES**



*Barton Silver 25x75 / 10"x30" P 30*



*Barton Gold 25x75 / 10"x30" P 30*



*DC Channel Mix 25x75 / 10"x30" M 10*



*RLV Channel White 25x75 / 10"x30" M 10*



*RLV Channel Linen 25x75 / 10"x30" M 10*



*RLV Channel Sand 25x75 / 10"x30" M 10*



*RLV Channel Gray 25x75 / 10"x30" M 10*




*Barton Silver detail*



*RLV Channel Sand detail*

*Perfil Oro Mate 75x1x1 P 16*

*Perfil Plata Mate 75x1x1 P 15*



Wall tile Channel Plain White 25x75, Channel White 25x75 and Riv Channel Gray 25x75. Floor tile Devon Gray 60x60



White  
NCS S 1502-Y50R



Linen  
NCS S 2005-Y30R



Sand  
NCS S 4005-Y20R



Gray  
NCS S 6502-Y

Mate Matt

# CHANNEL

W V3 R2 TXT  
30x90 / 12"x36"

## FORMATS



30x90 / 12"x36"  
☐ Matt M16  
☐ Matt M18 (RLV)

## SHADE VARIATION


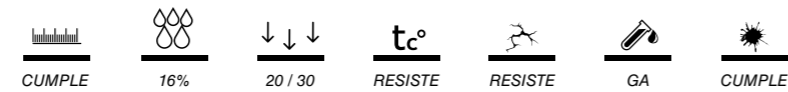


## MATCHING SERIES

Pcb DILUCA P ORIGIN W DEVON

Consulta catálogo Porcelánico / Checkout Porcelain Catalogue

## TECHNICAL SPECIFICATIONS



TAU

Wall tile Channel Linen, Sand and DC Channel Mix 30x90. Floor tile Devon Tan 60x60.

CHANNEL

# CHANNEL Decor



**RLV Channel White 30x90 / 12"x36"**  
□ Matt M18 Designs 04



**RLV Channel Linen 30x90 / 12"x36"**  
□ Matt M18 Designs 04



**RLV Channel Gray 30x90 / 12"x36"**  
□ Matt M18 Designs 04



**RLV Channel Sand 30x90 / 12"x36"**  
□ Matt M18 Designs 04



**Barton Silver 30x90 / 12"x36"**  
□ Matt P30



**Barton Gold 30x90 / 12"x36"**  
□ Matt P30

**Perfil Cobre 90x1x1 P18**

**Perfil Oro Mate 90x1x1 P17**



**RLV Channel Mix 30x90 / 12"x36"**  
□ Matt M18 Designs 04

**Perfil Plata Mate 90x1x1 P16**

**Perfil Titanio 90x1x1 P18**

**Perfil Negro 90x1x1 P18**

**Channel Gray 30x90 detail.**



**RLV Channel Sand 30x90 detail.**



**Barton Silver 30x90 detail.**



**Wall tile Channel Gray and RLV Channel Gray 30x90. Floor tile Devon White 60x120**

**Wall tile Channel Silver and Barton Silver 30x90. Floor tile Bohars Olivo 25x150**



Brillo Glossy

# BERLUZZI

W V2 R


### FORMATS



30x90 / 12"x36"

Glossy M15

### SHADE VARIATION



**Sand**  
NCS S 1005-Y20R

### MATCHING SERIES

P LEGEND

Consulta catálogo Porcelánico / Checkout Porcelain Catalogue



**Pearl**  
NCS S 1002-Y

### TECHNICAL SPECIFICATIONS




TAU



Wall tile Berluzzi Sand, Iseo Sand 30x90 and Avezzano Sand 7x90. Floor tile Legend Sand 75x75.





Wall tile Berluzzi Sand 30x90, Maiolica Gold 7,5x30 and Cenefa Oro 2,5x90. Floor tile Crotone Umber 60x120.



Wall tile Berluzzi Pearl 30x90 and Adua Pearl 30x90. Floor tile Delight Pearl 75x75

# BERLUZZI Decor



**Iseo Sand** 30x90 / 12"x36"  
Glossy M18

RLV



**Adua Sand** 30x90 / 12"x36"  
Glossy P24



**Avezzano Sand** 7x90  
Glossy P20

RLV

**Perfil Oro Mate** 90x1x1 P17


**Perfil Oro Brillo** 90x1x1 P19

**Cenefa Oro** 90x2,5 P17



**Maiolica Gold** 7,5x30 / 3"x12"  
Glossy P7

RLV



**Iseo Pearl** 30x90 / 12"x36"  
Glossy M18

RLV



**Adua Pearl** 30x90 / 12"x36"  
Glossy P24



**Avezzano Pearl** 7x90  
Glossy P20

RLV

**Perfil Plata Mate** 90x1x1 P16

**Perfil Plata Brillo** 90x1x1 P19

**Cenefa Plata** 90x2,5 P17



**Maiolica Argent** 7,5x30 / 3"x12"  
Glossy P7

RLV



Brillo Glossy

# VARENNA WALL

W V2 R

## FORMATS



30x90 / 12"x36"

Glossy M15

## SHADE VARIATION




## MATCHING SERIES

P VARENNA W MAIOLICA 7,5x30

Consulta catálogo Porcelánico / Checkout Porcelain Catalogue

## TECHNICAL SPECIFICATIONS



Wall tile Varenna Carrara 30x90 and RLY Varenna Carrara 30x90. Floor tile Varenna Carrara 75x75.



RLV Varenna Carrara 30x90 / 12"x36"  
Glossy M18

RLV

Perfil Plata Mate 90x1x1 P16

Perfil Plata Brillo 90x1x1 P16




Maiolica Argent 7,5x30 / 3"x12"  
Glossy P7

RLV



Lazio Carrara 30x90 / 12"x36"  
Glossy P22

RLV



Scanno Carrara  
20x25 / 8"x10"



Glossy P18

RLV

Seriación Seriation



Wall tile Varenna Carrara and Scanno Carrara 20x25. Floor tile Varenna Carrara 60x120.





**Matt White**  
NCS S 0500-N

**Matt Pearl**  
NCS S 1500 N

**Matt Linen**  
NCS S 1002-Y50R

**Matt Silver**  
NCS S 2502-Y

**Matt Tan**  
NCS S 4005-Y20R

**Gloss White**  
NCS S 0500-N

**Gloss Pearl**  
NCS S 1500 N

**Gloss Linen**  
NCS S 1002-Y50R

**Gloss Silver**  
NCS S 2502-Y

**Gloss Tan**  
NCS S 4005-Y20R

**Gloss Aquamarine**  
NCS S 3020B50G

**Gloss Seagreen**  
NCS S 2500-N

**Gloss Royalblue**  
NCS S 6030R80B

**Gloss Coral**  
NCS S 1050Y90R

**Gloss Red**  
NCS S 1580R

# MAIOLICA

Mate Matt  
Brillo Glossy

W V1 NR RLV

## FORMATS



7,5x30 / 2 9/16" x 12"

- Gloss and Matt White M20
- Aquamarine, Seagreen, Royalblue, Coral, Pearl, Linen, Silver, Tan M22
- Red M24



## SPECIAL PIECES



Pencil 1,25x30 P4

Disponible en todos los colores y acabados.  
Available in all colours and finishes.



Maiolica Argent 7,5x30 / 3"x12"  
○ Glossy P7 RLV



Maiolica Gold 7,5x30 / 3"x12"  
○ Glossy P7 RLV




Maiolica Cooper 7,5x30 / 3"x12"  
○ Glossy P7 RLV



Wall tile Maiolica Coral 7,5x30.

## TECHNICAL SPECIFICATIONS

CUMPLE  
 16%  
 20 / 30  
 RESISTE  
 RESISTE  
 GA  
 CUMPLE



TAU


Wall tile Maiolica Seagreen 7,5x30.

# CLASSIC

Mate Matt  
Brillo Glossy

W V1 Nr O RLV

## FORMATS



7,5x15 / 3"x6"

○ M19



Wall tile Classic White and Black 7,5x15.



White Gloss  
NCS S 0300-N




White Matt  
NCS S 0300-N



Black Gloss  
NCS S 9000-N




Black Matt  
NCS S 9000-N



Cream Gloss  
NCS S 0804-Y10R

## TECHNICAL SPECIFICATIONS




TAU

Wall tile RLV Summa Bianchi 40x120, Classic Black Gloss 7,5x15. Floor tile Oristano Black 25x150

# ATELLER


WALL TILE / REVESTIMIENTO / FAÏENCE



**Pearl**  
NCS S 1002-G



**Gray**  
NCS S 2002-Y



**Linen**  
NCS S 2005-Y30R



**Sand**  
NCS S 4005-Y20R

Mate Matt

# CASSIS

W V2+ TXT NR

## FORMATS




25x75 / 10"x29,5"  
M 09  
M10 RLV



Wall tile Cassis Linen 25x75, Cassis Sand 25x75 and Nerac Gold 8x75

## MATCHING SERIES

Pcb DEVON



White Tan Silver

Consulte Catálogo Porcelánico.  
Check our Porcelain Catalogue.

## TECHNICAL SPECIFICATIONS

CUMPLE  
 16%  
 20 / 30  
 RESISTE  
 RESISTE  
 GA



ATELER

Wall tile Cassis Pearl 25x75, Cassis Gray 25x75 and Nerac Silver 8x75.

**PIEZAS ESPECIALES**  
**SPECIAL PIECES**

*Perfil Oro Mate 1x75 P 16*



*Nerac Gold 8x75 P 15*



*RLV Cassis Gold 25x75 M 10*

*Perfil Plata Mate 1x75 P 15*



*Nerac Silver 8x75 P 15*



*RLV Cassis Silver 25x75 M 10*



*RLV Cassis Silver Detail*







**Gris**  
NCS S 1002-G



**Marfil**  
NCS S 0500-N



**Beige**  
NCS S 1505-Y30R

Mate Matt

# YAIZA


W V2 RLV NR

## FORMATS




25x75 / 10"x29,5"  
M 09  
M10 (RLV)

## SHADE VARIATION



## MATCHING SERIES

Pcb ORISTAN  
60x60 / 30x60 / 45x45



Perla Gris Grafito Arena

Consulte nuestro Catálogo Concept Porcelain  
Check our Concept Porcelain Catalogue

## TECHNICAL SPECIFICATIONS



Wall tile Yaiza Gris and RLV Dunas Yaiza Gris 25x75. Floor tile Oristan Perla 60x60.

**PIEZAS ESPECIALES**  
**SPECIAL PIECES**



*RLV Brisa Yaiza Marfil 25x75 M 10*



*RLV Cubic Yaiza Marfil 25x75 M 10*



*RLV Dunas Yaiza Marfil 25x75 M 10*



*RLV Brisa Yaiza Beige 25x75 M 10*



*RLV Cubic Yaiza Beige 25x75 M 10*



*RLV Dunas Yaiza Beige 25x75 M 10*



*RLV Brisa Yaiza Gris 25x75 M 10*



*RLV Cubic Yaiza Gris 25x75 M 10*



*RLV Dunas Yaiza Gris 25x75 M 10*




*Yaiza Beige Decor 25x75 M 10*



*Yaiza Beige Listelo 3x75 P1*



*Yaiza Marfil Listelo 3x75 P1*



*Yaiza Gris Decor 25x75 M10*




*Yaiza Gris Listelo 3x75 P1*



*Wall tile Yaiza Gris 25x75, RLV Brisa Gris 25x75.*

*Wall tile Yaiza Gris and RLV Brisa Yaiza Gris 25x75 Floor tile Oristan Arena 60x60*





**Blanco**  
NCS S 0500-N



**Linen**  
NCS S 2005-Y30R



**Silver**  
NCS S 2502-Y



**Gray**  
NCS S 4000-N

Brillo Glossy

# GRISHA

W V2+ TXT N<sub>R</sub> O

## FORMATS

Designs 8


20x60 / 8"x24"  
M 07  
M08 RLV



Wall tile Grisha Silver 20x60

## TECHNICAL SPECIFICATIONS

CUMPLE	16%	20 / 30	RESISTE	RESISTE	GA	CUMPLE



ATELER

**PIEZAS ESPECIALES**  
SPECIAL PIECES



*RLV Grisha Gold 20x60 M 08*

3 diseños distintos servidos aleatoriamente.  
3 different designs randomly served.



*Listelo Bourgeon Gold 3x60 P 7*



*RLV Grisha Silver 20x60 M08*

3 diseños distintos servidos aleatoriamente.  
3 different designs randomly served.



*Listelo Bourgeon Silver 3x60 P 7*

*Listelo Acero Mate 1,5x60 P 16*

*RLV Grisha Gold Detail*



ATELER




Wall tile Maiolica Pearl 7,5x30 and RLV Sun Linne 20x60.  
Floor tile Carabella Camel 23x120.




Rope



Linee



Twist




Sun  
NCS S 0300-N

# SUN

Mate Matt  
Brillo Glossy

W V1 NR O RLV ROPE / LINEE / TWIST

## FORMATS



- 20x60 / 8"x24" M 07
- 20x60 / 8"x24" M 08 RLV



Wall tile RLV Sun Twist Detail.

## TECHNICAL SPECIFICATIONS

CUMPLE  
 16%  
 20 / 30  
 RESISTE  
 RESISTE  
 GA  
 CUMPLE



Wall tile Sun 20x60 and DC Rock Silver 20x60



DC Rock Silver 20x60 P 14



DC Rock Gold 20x60 P 14



Listelo RLV Twist Silver Matt 3x60 P 11



Listelo RLV Twist Gold Matt 3x60 P 11



Listelo RLV Linee Silver Matt 3x60 P 11




Listelo RLV Linee Gold Matt 3x60 P 11



Listelo RLV Rope Silver Matt 3x60 P 11



Listelo RLV Rope Gold Matt 3x60 P 11



Vibes


Malia

Cubic

Dunas

Brisa

Iceberg

  
Sun  
NCS S 0300-N

# SUN

Mate Matt  
Brillo Glossy

**W** **V1** **N<sub>R</sub>** **RLV** ICEBERG / BRISA / DUNAS  
CUBIC / MALIA / VIBES

### FORMATS



25x75 / 10"x29,5"

- Matt / Shiny M09
- Matt / Shiny M10 **RLV**

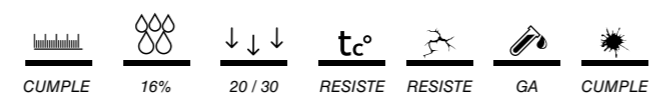


RLV Brisa Sun 25x75 detail




RLV Cubic Sun 25x75 detail

### TECHNICAL SPECIFICATIONS



**PIEZAS ESPECIALES**  
**SPECIAL PIECES**



Metro 25x75 / 10"x29,5" P28

Set 2 pieces



Perfil Plata Mate 1x75 P 15



Perfil Plata Brillo 1x75 P 18



Perfil Oro Mate 1x75 P 16



Bellaria Mono 25x75 / 10"x29,5" P26

Set 2 pieces



Bellaria Multi 25x75 / 10"x29,5" P26

Set 2 pieces

Wall tile Sun Blanco 25x75 and Bellaria Mono 25x75 Floor tile Castrovillari Black 60x120.



Wall tile Sun Blanco 25x75 and Metro 25x75. Floor tile Forever Tilo 15x60.

Wall tile Sun Blanco 25x75 and Bellaria Multi 25x75 Floor tile Castrovillari Tan 60x120.




# SUN


Mate Matt  
Brillo Glossy

**W** **V1** **Rc** CANES / VIENA  
SPIGATO / ORNE

## FORMATS




30x60 (F) / 12"x24"  
☐ Matt / Glossy **M09**  
☐ Matt / Glossy **M10** RLV




Orne



Spigato



Viena




Canes



Wall tile Orne Sun matt 30x60


## TECHNICAL SPECIFICATIONS



Wall tile Sun Blanco Brillo and Riv. Orne 30x60. Floor tile Castrovillari Damgray 60x60.



PIEZAS ESPECIALES SPECIAL PIECES



DC Pop Silver 30x60 / 12"x24" (F) P 20



DC Pop Gold 30x60 / 12"x24" (F) P 20



Listelo RLV Orne Silver Matt 3x60 P 11



Listelo RLV Orne Gold Matt 3x60 P 11



Listelo RLV Spigato Silver Matt 3x60 P 11




Listelo RLV Spigato Gold Matt 3x60 P 11



Listelo RLV Viena Silver Matt 3x60 P 11




Listelo RLV Viena Gold Matt 3x60 P 11



Listelo RLV Canes Silver Matt 3x60 P 11



Listelo RLV Canes Gold Matt 3x60 P 11



Azur 30x60 / 12"x24" (F) P 26

Set 2 pieces



Wall tile DC Pop Gold 30x60.

Azur 30x60 detail



AELER


Wall tile RLV Viena Sun Matt 30x60.

Wall tile Sun Blanco Brillo and Azur 30x60. Floor tile Castrovillari White 60x120





**White**  
NCS S 1002-G



**Linen**  
NCS S 1005-Y20R



**Silver**  
NCS S 1500-N



**Ivory**  
NCS S 4005-Y20R

Mate Matt Matt

# CORTEN WALL

W V2 N<sub>r</sub> R<sub>c</sub> RLV

## FORMATS



**30x60 (F) / 12"x24"**  
□ Matt M09  
□ Matt M10 RLV



**20x60 / 8"x24"**  
○ Matt M07  
○ Matt M08 RLV



Wall tile Corten Wall White 20x60 Floor tile Bohars Sand 25x150

## TECHNICAL SPECIFICATIONS

CUMPLE  
 16%  
 20 / 30  
 RESISTE  
 RESISTE  
 GA  
 CUMPLE



Wall tile Corten Wall Linen 30x60 and RLV Corten Wall Silver 60x60


**PIEZAS ESPECIALES  
SPECIAL PIECES**



**RLV Orne Corten Wall White 30x60 (F) M 10**



**RLV Orne Corten Wall Silver 30x60 (F) M 10**



**RLV Orne Corten Wall Linen 30x60 (F) M 10**



**RLV Orne Corten Wall Ivory 30x60 (F) M 10**

**RLV Orne Corten Wall Silver detail**



**DC Corten Wall White 30x60 (F) P 31** *Juego de 2 piezas  
Set 2 pieces*



**DC Corten Wall Silver 30x60 (F) P 31** *Juego de 2 piezas  
Set 2 pieces*



**DC Corten Wall Linen 30x60 (F) P 31** *Juego de 2 piezas  
Set 2 pieces*



**DC Corten Wall Ivory 30x60 (F) P 31** *Juego de 2 piezas  
Set 2 pieces*



**DC Corten Wall Ivory 30x60 (F) P 31** *Juego de 2 piezas  
Set 2 pieces*



**Listelo RLV Orne Silver Matt 3x60 P 11**



**Listelo RLV Orne Gold Matt 3x60 P 11**



*Wall tile Corten Wall RLV Orne Silver 30x60 Floor tile Bohars Sand 25x150*

*Wall tile Corten Wall Linen 30x60 and DC Corten Wall Linen 30x60*



**PIEZAS ESPECIALES 20x60**  
**SPECIAL PIECES**



*RLV Twist Corten Wall White 20x60 M 10*



*RLV Twist Corten Wall Linen 20x60 M 10*



*RLV Twist Corten Wall Silver 20x60 M 10*



*RLV Twist Corten Wall Ivory 20x60 M 10*



*Listelo RLV Twist Silver Matt 3x60 P 11*



*Listelo RLV Twist Gold Matt 3x60 P 11*

*Wall tile RLV Twist Corten Wall Silver 20x60 and Corten Wall Silver 20x60.*



*Wall tile Corten Wall Ivory 20x60, Corten Wall Linen 30x60 Floor tile Forever Haya 20x120*



White  
NCS S 0300-N



Silver  
NCS S 2502-Y

Mate Matt

# CORNWALL

W V2 TXT NR O


## FORMATS

Designs 24

20x60 / 8"x24"

M 07

M 08 RLV



## MATCHING SERIES

P FOREVER  
25x100



Tilo Haya Olivo

Consulte Catálogo Porcelánico.  
Check our Porcelain Catalogue.

## TECHNICAL SPECIFICATIONS



Wall tile Cornwall white 20x60, DC Cornwall 20x60. Floor tile Ragusa Sand 20x75.

**PIEZAS ESPECIALES**  
SPECIAL PIECES



*Brading Gold 20x60 P 20*



*Brading Silver 20x60 P 20*

*Listelo Acero Mate 1,5x60 P 16*

*Cornwall White detail*



*RLV Cornwall White 20x60 M 08*



*RLV Cornwall Silver 20x60 M 08*

*DC Cornwall Silver detail*



*Wall tile Cornwall White 20x60 and Brading Gold 20x60. Floor tile Forever Haya 25x100.*

*Wall tile Cornwall Silver and RLV Cornwall Silver 20x60.*





White  
NCS S 1002-G



Tan  
NCS S 2005-Y50R



Silver  
NCS S 4000-N

Mate Matt

# SOAPSTONE WALL

W V2 R<sub>c</sub> RLV

## FORMATS



30x60 (F) / 12"x24"

☐ Matt M09

☐ Matt M10 (RLV)




Wall tile Soapstone Wall White 30x60 Floor tile Rennes White 20x75

## TECHNICAL SPECIFICATIONS




AELER



Wall tile Soapstone Tan, RLV Spigato Tan 30x60. Floor tile Marsala Tan 20x120.


**PIEZAS ESPECIALES**  
**SPECIAL PIECES**




*RLV Viena Soapstone Wall White 30x60 (F) M 10*




*RLV Spigato Soapstone Wall White 30x60 (F) M 10*



*RLV Viena Soapstone Wall Tan 30x60 (F) M 10*



*RLV Spigato Soapstone Wall Tan 30x60 (F) M 10*



*RLV Viena Soapstone Wall Silver 30x60 (F) M 10*



*RLV Spigato Soapstone Wall Silver 30x60 (F) M 10*



*Listelo RLV Viena Silver Matt 3x60 P 11*



*Listelo RLV Spigato Silver Matt 3x60 P 11*



*Listelo RLV Viena Gold Matt 3x60 P 11*



*Listelo RLV Spigato Gold Matt 3x60 P 11*

**Wall tile RLV Soapstone Wall Spigato Silver 30x60. Floor tile Fidenza Pearl 60x60.**



**Wall tile RLV Soapstone Spigato White 30x60. Floor tile Soapstone Tan 60x60.**

**Wall tile RLV Soapstone Wall Viena Silver 30x60. Floor tile Soapstone Silver 120x120.**





# SOAPSTONE Decor



DC Soapstone Wall White 30x60 (F) P 27



DC Soapstone Wall Tan 30x60 (F) P 27



DC Soapstone Wall Silver 30x60 (F) P 27



DC Soapstone Wall Silver 30x60 (F)



Wall tile Soapstone Wall Tan 30x60, DC Soapstone Wall Tan 30x60. Floor tile Ragusa Sand 20x120



White  
NCS S 1002-G



Ivory  
NCS S 2005-Y50R



Silver  
NCS S 4000-N

# Mate Matt TOSCANA

W V2 Nr Rc RLV

## FORMATS



30x60 (F) / 12"x24"  
□ Matt M09  
□ Matt M10 RLV



25x75 / 10"x29,5"  
○ Matt M09  
○ Matt M10 RLV



20x60 / 8"x24"  
○ Matt M07  
○ Matt M08 RLV



Wall tile Toscana Ivory 30x60 Floor tile Soapstone Tan 60x120

## TECHNICAL SPECIFICATIONS

CUMPLE  
 16%  
 20 / 30  
 RESISTE  
 RESISTE  
 GA  
 CUMPLE



Wall tile Toscana Silver and White 30x60, RLV Ipanema Toscana Silver 30x60. Floor tile Ragusa Umber 20x120

**PIEZAS ESPECIALES**  
**SPECIAL PIECES**



*RLV Ipanema Toscana White 30x60 (F) M10*




*RLV Spigato Toscana White 30x60 (F) M10*




*Rlv Ipanema Toscana Ivory 30x60 (F) M10*



*RLV Spigato Toscana Ivory 30x60 (F) M10*



*RLV Ipanema Toscana Silver 30x60 (F) M10*



*RLV Spigato Toscana Silver 30x60 (F) M10*



*Listelo RLV Ipanema Silver Matt 3x60 P 11*




*Listelo RLV Spigato Silver Matt 3x60 P 11*




*Listelo RLV Ipanema Gold Matt 3x60 P 11*




*Listelo RLV Spigato Gold Matt 3x60 P 11*



*DC Toscana White 30x60 (F) P 19*



*DC Toscana Silver 30x60 (F) P 19*



*DC Toscana Ivory 30x60 (F) P 19*



*Wall tile Toscana Wall Rlv Ipanema White 30x60.*

*Wall tile DC Toscana Wall Ivory 30x60 (F) and Toscana Wall Ivory 30x60 (F). Floor tile Integra Greige 120x120.*





Wall tile RLV Biel Toscana Wall White 25x75.

# TOSCANA Decor 25x75



RLV Biel Toscana Wall White 25x75 M 10



RLV Biel Toscana Wall Ivory 25x75 M 10




RLV Biel Toscana Wall Silver 25x75 M 10



Wall tile RLV Dune Toscana Wall Ivory 25x75 and Toscana Wall Ivory 25x75. Floor tile Brest UMBER 25x150.



RLV Dune Toscana Wall White 25x75 M 10



RLV Dune Toscana Wall Ivory 25x75 (F) M 10



RLV Dune Toscana Wall Silver 25x75 M 10

# TOSCANA Decor 20x60



*RLV Linee Toscana White 20x60 M10*



*RLV Linee Toscana Ivory 20x60 M10*



*RLV Linee Toscana Silver 20x60 M10*




*Listelo RLV Linee Silver Matt 3x60 P 11*



*Listelo RLV Linee Gold Matt 3x60 P 11*

*Wall tile RLV Linee Toscana White 20x60.*





White  
NCS S 1002-G



Tan  
NCS S 2005-Y50R



Silver  
NCS S 4000-N

Mate Matt

# DEVON WALL

W V2+ R<sub>c</sub> RLV

## FORMATS



30x60 (F) | 12"x24"

☐ Matt M09

☐ Matt M10 (RLV)



Wall tile Devon Wall White, RLV Canes Devon Wall White 30x60. Floor tile Devon Silver 60x60

## TECHNICAL SPECIFICATIONS



CUMPLE



16%



20 / 30



RESISTE



RESISTE



GA



CUMPLE



Wall tile Devon Wall Silver 30x60 and RLV Tube Devon Wall Silver 30x60. Floor tile Marsala Gray 20x120

**PIEZAS ESPECIALES  
SPECIAL PIECES**



*RLV Canes Devon Wall White 30x60 (F) M10*



*RLV Tube Devon Wall White 30x60 (F) M10*



*RLV Canes Devon Wall Tan 30x60 (F) M10*



*RLV Tube Devon Wall Tan 30x60 (F) M10*



*RLV Canes Devon Wall Silver 30x60 (F) M10*



*RLV Tube Devon Wall Silver 30x60 (F) M10*



*Listelo RLV Canes Silver Matt 3x60 P 11*



*Listelo RLV Tube Silver Matt 3x60 P 11*



*Listelo RLV Canes Gold Matt 3x60 P 11*



*Listelo RLV Tube Gold Matt 3x60 P 11*

**Detalle Wall tile RLV Canes Devon Wall Tan 30x60.**



*Wall tile Devon Wall WHite 30x60, RLV Tube Devon Wall WHite 30x60, Devon Silver 60x60.*

*Wall tile Devon Tan, RLV Canes Devon Tan 30x60 Floor tile Eternal Olivo 20x120, Devon Tan 60x60*





DC Devon Gold 30x60 (F) P 36

Juego de 2 piezas  
Set 2 piezas



DC Devon Gold 30x60 detail.

DC Devon Silver 30x60 detail.




DC Devon Silver 30x60 (F) P 36

Juego de 2 piezas  
Set 2 piezas



Wall tile Devon Silver 30x60, DC Devon Silver 30x60





**White**  
NCS S 1002-G



**Pearl**  
NCS S 1002-G



**Silver**  
NCS S 1500-N



**Linen**  
NCS S 2005-T20R



**Sand**  
NCS S 2005-Y50R

Mate Matt

# MARNE

W V2+ NR O

## FORMATS

Designs 10

○ 20x60 / 8"x24"  
M07  
M08 RLV



Wall tile Marne Linen 20x60 , RLV Marne Silver 20x60 and Peronne Silver 6x60

## MATCHING SERIES

P FOREVER  
20x120 / 25x100 / 15x60



Haya Roble Arce Tilo Olivo

Consulte Catálogo Porcelánico.  
Check our Porcelain Catalogue.

## TECHNICAL SPECIFICATIONS



CUMPLE



16%



20 / 30



RESISTE



RESISTE



GA



CUMPLE



Wall tile Marne White and Tan 20x60 Peronne Sand 6x60.

**PIEZAS ESPECIALES**  
**SPECIAL PIECES**



**RLV Marne Silver 20x60** 3 relieves distintos servidos aleatoriamente.  
*M 08* 3 different reliefs randomly served.



**Peronne Silver 6x60 P 19** Juego de 2 piezas.  
Set 2 pieces.  
Jeu de 2 pièces.

**Listelo Acero Mate 1,5x60 P 16**

**Marne Silver detail**



**RLV Marne Sand 20x60** 3 relieves distintos servidos aleatoriamente.  
*M 08* 3 different reliefs randomly served.



**Peronne Sand 6x60 P 19** Juego de 2 piezas.  
Set 2 pieces.  
Jeu de 2 pièces.


**Marne Sand detail**




**Wall tile Marne Pearl 20x60 RLV Marne Silver 20x60 Floor tile Cosmopolita Silver 60x60**

**Wall tile Marne Sand 20x60 RLV Marne Sand 20x60**





White  
NCS S 1000-N



Linen  
NCS S 2005-T20R



Sand  
NCS S 2005-T20R



Pearl  
NCS S 1500-N



Gray  
NCS S 4000-N

Mate Matt

# EVIAN WALL

W\* V2+ NR

\*Red Body tile

## FORMATS

Designs 18

20x60 / 8"x24"

Matt M 05

Matt M 08 **RLV**

## TECHNICAL SPECIFICATIONS



AELER



**PIEZAS ESPECIALES**  
SPECIAL PIECES



*RLV Evian Sand 20x60 M08*



*RLV Evian Pearl 20x60 M08*

**Wall tile Evian Pearl 20x60.**



Wall tile Evian Sand 20x60, Evian White 20x60. Floor tile Evian Sand 45x45

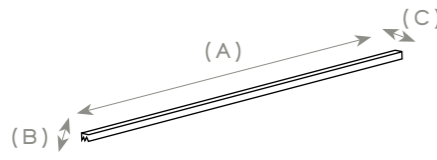
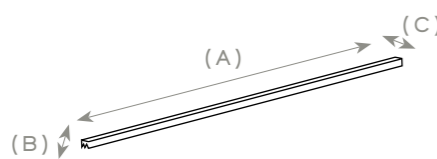
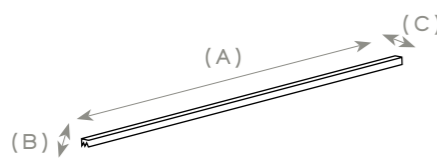
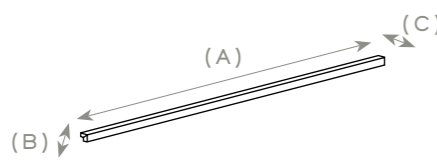
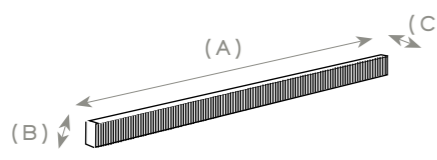
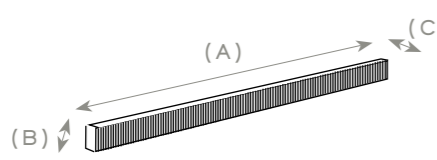
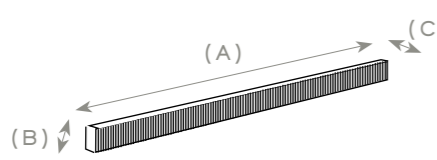
**Pasta Blanca / White Body / Faïence Plâte Blanche**

**TAU**  
*cerámica*

# Technical Features

**CARACTERÍSTICAS TÉCNICAS**

**PRODUCTO - FORMATO**  
**PRODUCT - FORMAT**  
**PRODUIT - FORMAT**

	25x75	30x90	40x120 60x120 20x120
PERFIL PLATA MATE PERFIL PLATA BRILLO SILVER MATT PROFILE SILVER GLOSSY PROFILE PROFILÉ ARGENT MATE PROFILÉ ARGENT BRILLANT	 1X75 Mate P15 / Brillo P18 PZ/CJ 10 KG/CJ 1,9 (A) 75 cm (B) 1 cm (C) 1 cm	1X90 Mate P16 / Brillo P19 PZ/CJ 10 KG/CJ 2,5 (A) 90 cm (B) 1 cm (C) 1 cm	1X120 Mate P19 / Brillo P20 PZ/CJ 10 KG/CJ 3 (A) 120 cm (B) 1 cm (C) 1 cm
PERFIL ORO MATE PERFIL ORO BRILLO GOLD MATT PROFILE GOLD GLOSSY PROFILE PROFILÉ OR MATE PROFILÉ OR BRILLANT	 1X75 Mate P16 / Brillo P19 PZ/CJ 10 KG/CJ 1,9 (A) 75 cm (B) 1 cm (C) 1 cm	1X90 Mate P17 / Brillo P19 PZ/CJ 10 KG/CJ 2,5 (A) 90 cm (B) 1 cm (C) 1 cm	1X120 Mate P19 / Brillo P21 PZ/CJ 10 KG/CJ 3 (A) 120 cm (B) 1 cm (C) 1 cm
PERFIL NEGRO MATE BLACK MATT PROFILE PROFILÉ NOIR MATE	 1X75 P17 PZ/CJ 10 KG/CJ 1,9 (A) 75 cm (B) 1 cm (C) 1 cm	1X90 P18 PZ/CJ 10 KG/CJ 2,5 (A) 90 cm (B) 1 cm (C) 1 cm	1X120 P20 PZ/CJ 10 KG/CJ 3 (A) 120 cm (B) 1 cm (C) 1 cm
PERFIL TITANIO TITANIUM PROFILE PROFILÉ TITANIUM	 1X75 P17 PZ/CJ 10 KG/CJ 1,9 (A) 75 cm (B) 1 cm (C) 1 cm	1X90 P18 PZ/CJ 10 KG/CJ 2,5 (A) 90 cm (B) 1 cm (C) 1 cm	1X120 P20 PZ/CJ 10 KG/CJ 3 (A) 120 cm (B) 1 cm (C) 1 cm
PERFIL COBRE COPPER PROFILE PROFILÉ CUIVRE	 1X75 P17 PZ/CJ 10 KG/CJ 1,9 (A) 75 cm (B) 1 cm (C) 1 cm	1X90 P18 PZ/CJ 10 KG/CJ 2,5 (A) 90 cm (B) 1 cm (C) 1 cm	1X120 P20 PZ/CJ 10 KG/CJ 2,5 (A) 120 cm (B) 1 cm (C) 1 cm
CANTONERA CORNER PIECE PIÈCE D'ANGLE	 No disponible Not available	1,5X90 P28 PZ/CJ 12 KG/CJ 5,5 (A) 90 cm (B) 1,5 cm (C) 1,5 cm	No disponible Not available
CENEFA PLATA SILVER BORDER ARGENT CENEFA	 2,5X75 P14 PZ/CJ 12 KG/CJ 5,5 (A) 75 cm (B) 2,5 cm (C) 1,5 cm	2,5X90 P17 PZ/CJ 12 KG/CJ 5,5 (A) 90 cm (B) 2,5 cm (C) 1,5 cm	4X120 P23 PZ/CJ 12 KG/CJ 11,5 (A) 120 cm (B) 4 cm (C) 1,5 cm
CENEFA ORO GOLD BORDER ARGENT OR	 2,5X75 P14 PZ/CJ 12 KG/CJ 5,5 (A) 75 cm (B) 2,5 cm (C) 1,5 cm	2,5X90 P17 PZ/CJ 12 KG/CJ 5,5 (A) 90 cm (B) 2,5 cm (C) 1,5 cm	4X120 P24 PZ/CJ 12 KG/CJ 11,5 (A) 120 cm (B) 4 cm (C) 1,5 cm
CENEFA BRONCE BRONZE BORDER ARGENT OR	 2,5X75 P15 PZ/CJ 12 KG/CJ 5,5 (A) 75 cm (B) 2,5 cm (C) 1,5 cm	2,5X90 P17 PZ/CJ 12 KG/CJ 5,5 (A) 90 cm (B) 2,5 cm (C) 1,5 cm	No disponible Not available

PERFIL PLATA MATE / BRILLO 90x1x1 / 120x1x1 / 75x1x1



PERFIL NEGRO 90x1x1 / 120x1x1 / 75x1x1

PERFIL ORO MATE / BRILLO 90x1x1 / 120x1x1 / 75x1x1



PERFIL COBRE 90x1x1 / 75x1x1

PERFIL TITANIO 90x1x1 / 120x1x1 / 75x1x1



CANTONERA 90x1,5x1,5

Disponible para todas las series de revestimiento en 30x90. Realizada con la base del revestimiento.  
 Available for all our 30x90 wall tile collections. Made with the plain tile.



CENEFA PLATA 90x2,5 / 75x2,5



CENEFA ORO 90x2,5 / 75x2,5



CENEFA BRONCE 90x2,5 / 75x2,5



CENEFA PLATA 120x4

CENEFA ORO 120x4

# PACKING LIST

LISTA DE EMBALAJE / PACKING LIST / LISTE D'EMBALLAGE

REVESTIMIENTO PASTA BLANCA WHITE BODY WALL TILE								
Tipo de caja Box type Type de caisse	Formato Format Format	Espesor(mm) Thickness Épaisseur	Piezas / caja Pieces / box Pièces / boîte	m <sup>2</sup> /caja Sq.mt. / box m <sup>2</sup> / boîte	Cajas/palet Boxes / pallet Boîtes / palette	m <sup>2</sup> /palet Sq.mt. / pallet m <sup>2</sup> / palette	Kg/caja Kg / box Kg / boîte	Kg/palet Kg/ pallet Kg / palette
Caja convencional Standard box Caisse conventionnelle	25x75	8,7	7	1,31	48	62,88	20,5	1004
	20x60 PB	9,5	9	1,08	64	69,12	17,9	1165,6
	20x60 EVIAN (Rvst. PR)	9,4	9	1,08	80	86,4	17,9	1452
	30x60 (F)	7	9	1,62	60	97,2	21,5	1310
	40x120	11	3	1,44	20	28,80	28	580
	33,3x100	7	6	2	48	96	24	1174
	33,3x100 RLV AXE / BIT/ NEO / VIA GALA / DELTA	7	5	1,67	48	80,16	23	1126
	30x90	10,5	5	1,35	63	85,05	20,22	1295,86
	7,5x30 MAIOLICA	9,5	25	0,56	121	67,76	9	1109
7,5x15 CLASSIC	11,4	44	0,5	120	60	8	980	

# TAU

MOSAICOS Y DECORADOS MOSAICS AND DECORS			
Nombre Name Nom	Formato Format Format	Piezas / caja Pieces / box Pièces / boîte	Kg/caja Kg / box Kg / boîte
AVEZZANO	7x90	11	16,50
PENCIL	1,25x30	10	0,39
MAIOLICA GOLD/ARGENT/COPPER	7,5x30	21	6,9
CORTEN MOSAICO	30x30	10	15
PERFIL PLATA MATE	1x75	10	2
PERFIL PLATA BRILLO	1x75	10	2
PERFIL ORO MATE	1x75	10	2
CENEFA PLATA	2,5x75	12	4,58
CENEFA ORO	2,5x75	12	4,58
CENEFA BRONCE	2,5x75	12	4,58
YAIZA LISTELO	3x75	15	6,4
NERAC	8x75	20	18
LISTELO PICAS PLATA	2,5x60	8	2,30
PERONNE	6x60	16	9,5

# TECHNICAL SPECIFICATIONS

ESPECIFICACIONES TÉCNICAS / TECHNICAL SPECIFICATIONS / CARACTÉRISTIQUES TECHNIQUES

## REVESTIMIENTO PASTA BLANCA WHITE BODY WALL TILE

GRUPO BIa (GL) Absorción de agua < 0,5% GROUP BIa (GL) Water absorption < 0,5%	NORMAS DE ENSAYO STANDARD	VALORES PRESCRITOS NORMA EN 14411 VALUE REQUIRED BY EN 14411 STANDARD	VALOR MEDIO AVERAGE VALUE
Características dimensionales Dimensional features / Caractéristiques dimensionnelles	ISO 10545-2		Cumple la norma Conforms to standard
Absorción de agua Water absorption	ISO 10545-3	> 10%	> 10%
Resistencia a la flexión Modulus of rupture	Resistencia a la flexión Modulus of rupture Fuerza de rotura Breaking strength ISO 10545-4	> 15 N / mm <sup>2</sup> > 600 N	Cumple la norma Conforms to standard
Resistencia a la abrasión superficial Resistance to surface abrasion	ISO 10545-7	Clase indicada por el fabricante Abrasion class indicated by the manufacturer	No aplica Not apply
Dilatación térmica lineal Linear thermal expansion	ISO 10545-8	Método de ensayo disponible Test method available	<7,0 x 10 <sup>-6</sup> °C <sup>-1</sup>
Resistencia al choque térmico Thermal shock resistance	ISO 10545-9	Método de ensayo disponible Test method available	Resiste Resists
Resistencia al cuarteo Crazing resistance	ISO 10545-11	Exigida Required	Resiste Resists
Resistencia química Chemical resistance	Ácidos y bases Acids and bases Productos de limpieza y reactivos de piscinas Cleaning products and pool reactive agents ISO 10545-13	Método de ensayo disponible Test method available Mínimo GB Minimum GB	Cumple la norma Conforms to standard Clase GA Class GA
Resistencia a las manchas Resistance to stains	ISO 10545-14	Mínimo clase 3 Minimum class 3	Cumple la norma Conforms to standard

## REVESTIMIENTO PASTA ROJA RED BODY WALL TILE

GRUPO BIa (GL) Absorción de agua < 0,5% GROUP BIa (GL) Water absorption < 0,5%	NORMAS DE ENSAYO STANDARD	VALORES PRESCRITOS NORMA EN 14411 VALUE REQUIRED BY EN 14411 STANDARD	VALOR MEDIO AVERAGE VALUE
Características dimensionales Dimensional features / Caractéristiques dimensionnelles	ISO 10545-2		Cumple la norma Conforms to standard
Absorción de agua Water absorption	ISO 10545-3	> 10% - 20%	> 10% - 20%
Resistencia a la flexión Modulus of rupture	Resistencia a la flexión Modulus of rupture Fuerza de rotura Breaking strength ISO 10545-4	> 12 N / mm <sup>2</sup> > 600 N	Cumple la norma Conforms to standard
Resistencia a la abrasión superficial Resistance to surface abrasion	ISO 10545-7	Clase indicada por el fabricante Abrasion class indicated by the manufacturer	No aplica Not apply
Dilatación térmica lineal Linear thermal expansion	ISO 10545-8	Método de ensayo disponible Test method available	<7,0 x 10 <sup>-6</sup> °C <sup>-1</sup>
Resistencia al choque térmico Thermal shock resistance	ISO 10545-9	Método de ensayo disponible Test method available	Resiste Resists
Resistencia al cuarteo Crazing resistance	ISO 10545-11	Exigida Required	Resiste Resists
Resistencia química Chemical resistance	Ácidos y bases Acids and bases Productos de limpieza y reactivos de piscinas Cleaning products and pool reactive agents ISO 10545-13	Método de ensayo disponible Test method available Mínimo GB Minimum GB	Cumple la norma Conforms to standard Clase GA Class GA
Resistencia a las manchas Resistance to stains	ISO 10545-14	Mínimo clase 3 Minimum class 3	Cumple la norma Conforms to standard



# TAU

## cerámica

### ALMACENAMIENTO

**1** Para garantizar las características de su acabado, el producto suministrado debe mantenerse en su embalaje original hasta el momento de la colocación.

**2** Es conveniente evitar el contacto directo con sol y lluvia. Un embalaje deteriorado puede ocasionar algunos desperfectos en las piezas, como roturas, despuntados o manchas difíciles de eliminar.

**3** Si el producto va a permanecer almacenado durante un largo período es conveniente hacerlo bajo cubierta.

### WAREHOUSING

**1** In order to guarantee the characteristics of the finish the product must be kept in its original packaging until the time of fixing.

**2** Deterioration in packaging may result in imperfections in the product such as cracking, pitting and staining.

**3** If the product is likely to be stored for a long period of time it should be suitably covered

### STOCKAGE

**1** Afin de garantir les caractéristiques de la finition du produit, celui-ci doit être conservé dans son emballage d'origine jusqu'à son installation.

**2** Il convient d'éviter tout contact direct avec le soleil et la pluie. Un emballage endommagé peut causer certains dégâts aux pièces, tels que des cassures, des épointements ou des taches difficiles à enlever.

**3** Si le produit doit rester stocké pendant une longue période, il est préférable de le garder sous toiture.

### RECOMENDACIONES DE COLOCACIÓN

**1**Aconsejamos la colocación de nuestro material cerámico por parte de personal cualificado, con experiencia demostrada y con posesión de las herramientas y útiles necesarios y adecuados para la colocación.

**2** El soporte a revestir debe reunir condiciones adecuadas de rigidez, planeidad, limpieza e impermeabilidad y ser compatible químicamente con el material de agarre a utilizar.

**3** En caso de reposición sobre material cerámico preexistente, es conveniente prever elementos que garanticen la adherencia del nuevo recubrimiento.

**4** Deberán respetarse en todo caso las juntas estructurales previstas y plantear cuantas juntas de dilatación y perimetrales resulten necesarias y, en cualquier caso, las que resulten exigibles desde el punto de vista normativo.

**5** Deberá utilizarse un material de agarre adecuado al tipo de cerámica a colocar. En el caso de Porcelánico, deberá emplearse un material de agarre adecuado a la baja porosidad de este producto. En cualquier caso, se utilizarán materiales de agarre y rejuntado con adecuada elasticidad y altas prestaciones técnicas, mecánicas y químicas.

### RECOMMENDATIONS FOR LAYING

**1** We recommend that our ceramic tiles should only be laid by qualified professionals with proven experience and in possession of the appropriate tools and equipment for the task.

**2** The surface to be tiled must be rigid, flat, clean and impermeable; it should also be chemically compatible with the adhesive material, mortar etc., to be used to lay the tiles.

**3** If the new tiles are going to be laid on existing ceramic tiles, elements should be incorporated to ensure that the new covering bonds properly.

**4** In every case, all planned structural joints must be taken into account.

Include as many expansion and perimeter joints as necessary; in any event, such joints required by current norms and standards must be incorporated.

**5** The type of adhesive used must be suitable for the type of ceramic tile to be laid. The low porosity of porcelain tile requires that the adhesive used must be suitable for this type of material. In all cases the adhesives and grouts used must be sufficiently elastic, and have high quality technical, mechanical and chemical specifications.

### RECOMMANDATIONS DE POSE

**1** Nous vous conseillons de faire installer notre matériau céramique par du personnel qualifié justifiant d'une expérience éprouvée et possédant les outils et équipements nécessaires et appropriés pour la pose.

**2** Le support à revêtir doit répondre à des conditions adéquates de rigidité, de planéité, de propreté et d'étanchéité et être chimiquement compatible avec le matériau de fixation à utiliser.

**3** En cas de pose sur un matériau céramique préexistant, il convient de prévoir des éléments qui garantissent l'adhérence du nouveau revêtement.

**4** Les joints structuraux prévus doivent être respectés dans tous les cas. Par ailleurs, tous les joints de dilatation et périphériques nécessaires doivent être envisagés, et ceux exigés du point de vue réglementaire ne doivent pas être négligés.

**5** Il faut utiliser un matériau de fixation adapté au type de céramique à poser. Dans le cas du grès porcelainé, un matériau de fixation approprié doit être utilisé en raison de la faible porosité de ce produit. En tout état de cause, il faut utiliser des matériaux de fixation et de rejointoyage présentant une élasticité adéquate et des performances techniques, mécaniques et chimiques élevées.

### RECOMENDACIONES DE TRABADO

**1** TAU recomienda no trabar a mitad de pieza los siguientes formatos: 30x60, 37,5x75, 30x120, 60x120 y 20x120.

**2** En general, desaconsejamos la colocación trabada con un desplazamiento superior a 15 cm. En cualquier caso, el desplazamiento no debe ser superior al 25% de la longitud de la pieza.

### RECOMMENDATIONS FOR LAYING PATTERNS

**1** TAU recommends not laying half-piece brick bond patterns with the following formats: 30x60, 37,5x75, 30x120, 60x120 y 20x120.

**2** In general, we do not recommend brick bond patterns with overlaps of more than 15 cm. In all cases, the overlap should be no more than 25% of the length of the piece.

### RECOMMANDATIONS POUR LA POSE EN DÉCALÉ

**1** TAU recommande de ne pas poser en décalé à la moitié de la dalle les formats suivants : 30 x 60, 37,5 x 75, 30 x 120, 60 x 120 et 20 x 120.

**2** Généralement, nous recommandons de ne pas poser les dalles décalées avec un déplacement de plus de 15 cm. Dans tous les cas, le déplacement ne doit pas dépasser 25 % de la longueur de la pièce.

### RECOMENDACIONES DE LIMPIEZA.

**1** Una vez concluida la tarea de rejuntado y tras la limpieza de éste, es importante respetar el tiempo de puesta en servicio del recubrimiento, es decir, no limpiar inmediatamente sino dejar secar la obra. Para la limpieza de puesta a punto del suelo cerámico aconsejamos esperar unos 5 días.

**2** Se debe proteger el recubrimiento frente al agua y humedad en las primeras fases de maduración y endurecimiento de los materiales de agarre y rejuntado. Especialmente en exteriores y con riesgo de helada.

**3** También es conveniente tomar medidas para evitar posibles agresiones mecánicas o químicas producidas por los trabajos posteriores de otros oficios o instalaciones con el fin de proteger la superficie de daños puntuales; por ello se recomienda cubrir el pavimento con cartón grueso o similar.

**4** Para la limpieza final del recubrimiento se aconseja utilizar productos compatibles con la resistencia química de las piezas, así como evitar el uso de detergentes sólidos con partículas abrasivas o soluciones que contengan ácido fluorhídrico, pues este ácido ataca el esmalte y produce daños irreparables en la cerámica.

**5** La cerámica proporciona un recubrimiento completamente funcional una vez superado el tiempo de maduración de los materiales y requiere muy poco mantenimiento, tan sólo la limpieza cotidiana con agua limpia

**6** En caso de producirse manchas que no puedan ser totalmente eliminadas con un detergente convencional y que requieran la utilización de disolventes o limpiadores específicos, se recomienda consultar previamente la clase de resistencia química de la pieza.

**7** Se aconseja no utilizar ceras, aceites o productos similares.

### RECOMMENDATIONS FOR CLEANING

**1** Once the tiles have been grouted and any excess grout cleaned off, it is important to wait the stipulated time before using the tiled surface; in other words, any cleaning should wait until the tiled surface is completely dry. We recommend waiting 5 days before cleaning in readiness for full use.

**2** The newly tiled surface must be protected from water and damp while the adhesive and grouting materials are maturing and hardening. This is particularly important in outside spaces and areas where there is a risk of freezing.

**3** Measures should also be taken to protect the newly tiled surface against mechanical or chemical damage resulting from subsequent work by other professionals or later installations. Damage can be prevented by covering the floor tiles with thick cardboard or similar material.

**4** For the final cleaning of the tiled surface, the products used should be compatible with the chemical resistance of the tiles. Avoid solid detergents with abrasive particles and solutions containing hydrofluoric acid, which attacks the glaze and causes irreversible damage to the ceramic tile.

**5** Ceramic products provide a completely functional, low-maintenance surface once the period has passed during which the adhesives used to lay the tiles have matured or hardened. Daily wiping over with clean water and a little alkaline-based detergent is sufficient. Do not use metal scrapers or abrasive scrubbers to clean the tiles.

**6** In the case of stains that cannot be removed completely with regular detergents and that require specific solvents or cleaning products, the tile's chemical resistance properties should be consulted beforehand.

**7** The use of waxes, oils or similar products is not recommended.

### RECOMMANDATIONS DE NETTOYAGE

**1** Une fois le rejointoyage terminé et après le nettoyage, il est important de respecter le délai de mise en service du revêtement, c'est-à-dire de ne pas nettoyer immédiatement mais de laisser le chantier sécher. Pour le nettoyage de finalisation du sol carrelé, nous recommandons d'attendre environ 5 jours.

**2** Le revêtement doit être protégé de l'eau et de l'humidité au cours des premières étapes de la maturation et du durcissement des matériaux de fixation et de scellement. Surtout à l'extérieur et en cas de risque de gel.

**3** Il est également conseillé de prendre des mesures pour éviter les éventuelles agressions mécaniques ou chimiques produites par les travaux ultérieurs d'autres métiers ou installations afin de protéger la surface contre des dommages ponctuel. Il est donc conseillé de recouvrir le sol avec du carton épais ou similaire.

**4** Pour le nettoyage final du revêtement, il est conseillé d'utiliser des produits compatibles avec la résistance chimique des pièces, ainsi que d'éviter l'utilisation de détergents solides à base de particules abrasives ou des solutions contenant de l'acide fluorhydrique, car cet acide attaque l'émail et produit des dommages irréparables sur la céramique.

**5** Une fois le temps de maturation des matériaux est dépassé, la céramique permet d'avoir un revêtement entièrement fonctionnel qui ne nécessite que très peu d'entretien. Il suffit de le nettoyer quotidiennement avec de l'eau propre à laquelle on peut ajouter un détergent à base alcaline. Ne pas utiliser de spatules métalliques ni d'éponges abrasives pour nettoyer le revêtement.

Consulte nuestros tutoriales en

See our tutorials at

Consultez nos tutoriels sur

**www.tauceramica.com**

**6** Si des taches apparaissent et qu'elles ne peuvent pas être complètement éliminées avec du détergent classique, ce qui pousse à utiliser des solvants ou des nettoyeurs spéciaux, il est recommandé de vérifier au préalable la classe de résistance chimique de la pièce.

**7** Il n'est pas conseillé d'utiliser des cires, des huiles ou d'autres produits similaires.

### RECOMENDACIONES PARA LA LIMPIEZA DE DECORADOS Y PIEZAS ESPECIALES.

**1** Debido a las características de los metales utilizados en la confección de estos productos, es suficiente utilizar una bayeta húmeda y jabón líquido neutro. Si la pieza llevara protección, no quitarla hasta que el producto esté colocado y limpio.

### RECOMMENDATIONS FOR THE CLEANING OF DECORATIONS AND SPECIAL PIECES

**1** Due to the characteristics of the metals used in the production of these pieces, only a damp cloth and neutral liquid soap are required to clean them. Any protective material should be left on the piece until it is fitted and clean.

### RECOMMANDATIONS POUR LE NETTOYAGE DES PIÈCES DÉCORÉES ET SPÉCIALES

**1** En raison des caractéristiques des métaux utilisés dans la fabrication de ces produits, il suffit d'utiliser un chiffon humide et du savon liquide neutre pour les nettoyer. Si la pièce est protégée, n'enlevez pas la protection avant que le produit ne soit en place et propre.

# TAU

## cerámica

### LAGERUNG

**1** die Oberflächeneigenschaften zu bewahren, muss das gelieferte Produkt solange in der Originalverpackung gelagert werden bis es verlegt wird. **2** Direkter Kontakt mit Sonne oder Regen sollte vermieden werden. Eine defekte Verpackung kann zu Mängeln, wie Brüchen, stumpfen Oberflächen oder schwer zu entfernenden Flecken, an den Teilen führen. **3** Wenn das Produkt längere Zeit gelagert werden soll, ist es ratsam, es unter Dach aufzubewahren.

### STOCCAGGIO

**1** Per garantire la conservazione delle caratteristiche delle finiture, il prodotto fornito deve essere conservato nel suo imballaggio originario fino al momento della posa. **2** È opportuno evitare il contatto diretto con sole e pioggia. Un imballaggio deteriorato può provocare danni ai componenti quali rotture, spuntature o macchie difficili da eliminare. **3** Se il prodotto è destinato a uno stoccaggio prolungato è conveniente che venga sistemato al coperto.

### ХРАНЕНИЕ МАТЕРИАЛОВ

**1** Для поддержания качества отделки поставляемых материалов, храните их в оригинальной упаковке до процесса укладки. **2** Рекомендуется избегать прямого воздействия солнечных лучей и дождя. Поврежденная упаковка может привести к возникновению таких дефектов, как поломка, затупление или трудно выводимые пятна. **3** В случае долгосрочного складирования, материалы должны храниться под навесом.

### VERLEGEEMPFEHLUNGEN

**1**Sie unser keramisches Material von qualifizierten Fachleuten mit nachgewiesener Erfahrung und den notwendigen und geeigneten Werkzeugen für diese Arbeit verlegen. **2** Der zu verkleidende Untergrund muss entsprechend fest, eben, sauber, undurchlässig und chemisch mit dem zu verwendenden Haftmaterial kompatibel sein. **3** Bei einer Verlegung auf schon vorhandenem alten Keramikmaterial müssen Elemente vorgesehen werden, die die Haftung der neuen Keramikbeschichtung garantieren. **4** Es müssen in jedem Fall die vorgesehenen Strukturfugen eingehalten und so viele Dehnungs- und Umfangsfugen wie notwendig eingerichtet und unbedingt alle Fugen vorgesehen werden, die nach den Baubestimmungen erforderlich sind. **5** Es muss Haftmaterial eingesetzt werden, das für die Art der zu verlegenden Keramikfliesen geeignet ist. Im Falle von Porzellanplatten ist ein Haftmaterial zu verwenden, das für die geringe Porosität dieses Produkts geeignet ist. Es sind immer Haft- und Fugenmaterialien mit ausreichender Elastizität und hoher technischer, mechanischer und chemischer Leistungsfähigkeit einzusetzen.

### RACCOMANDAZIONI PER LA POSA

**1** È consigliabile che la posa del nostro materiale in ceramica venga eseguita da personale qualificato, con esperienza dimostrata e in possesso degli strumenti e attrezzi necessari e adeguati. **2** Il supporto da rivestire deve essere in possesso delle condizioni adeguate di rigidità, planarità, pulizia e impermeabilità, oltre a essere chimicamente compatibile con il materiale di presa che verrà utilizzato. **3** Il supporto da rivestire deve essere in possesso delle condizioni adeguate di rigidità, planarità, pulizia e impermeabilità, oltre a essere chimicamente compatibile con il materiale di presa che verrà utilizzato.

**DE** Schauen Sie sich unsere Lernprogramme an, unter Sehr geehrter Kunde: Wir empfehlen Ihnen, eine Kopie dieser Informationen an die Personen weiterzugeben, an die Sie das Material der Marke TAU Cerámica liefern. Dieser kleine Extra-Aufwand wird Ihnen dadurch zugutekommen, dass mögliche Reklamationen Ihrer Kunden vermieden werden. Vielen Dank für Ihre Zusammenarbeit.

**IT** Consulta i nostri tutorial inCaro cliente: Le raccomandiamo di consegnare una copia di questo foglietto illustrativo ai clienti privati a cui fornisce i materiali del marchio TAU Cerámica. Questo piccolo sforzo sarà ricompensato da una minore incidenza di reclami da parte dei Suoi clienti. Molte grazie per la Sua collaborazione.

**RU** Смотрите наши обучающие видео на Уважаемый заказчик! Рекомендуем предоставить копию информации покупателям материала TAU Cerámica. Это небольшое усилие позволит Вам предотвратить потенциальные жалобы со стороны клиентов. Благодарим Вас за содействие.

**4** Dovranno essere sempre collocati i giunti strutturali previsti, si dovranno installare tutti i giunti di espansione e perimetrali necessari e, in ogni caso, provvedere a installare i giunti previsti per legge. **5** Bisognerà utilizzare il materiale di presa più idoneo al tipo di ceramica da collocare. Nel caso del gres porcellanato, bisognerà utilizzare un materiale di presa adeguato alla bassa porosità di questo prodotto. In ogni caso, dovranno essere utilizzati materiali di presa e giunzioni provvisti di idonea elasticità e dalle elevate prestazioni tecniche, meccaniche e chimiche.

### РЕКОМЕНДАЦИИ ПО УКЛАДКЕ

**1** Укладка керамической плитки должна осуществляться квалифицированным персоналом с подтвержденным рабочим опытом, обладающим надлежащими инструментами и оборудованием для укладки. **2** Подлежащая облицовке поверхность должна отвечать соответствующим условиям жесткости, плоскостности, чистоты и непроницаемости, а также быть химически совместимой с используемыми клеевыми растворами. **3** В случае укладки новой плитки на существующий керамический материал, рекомендуется предусмотреть факторы, гарантирующие надлежащую адгезию нового покрытия. **4** Необходимо обеспечить соблюдение предусмотренных укладочных швов, учитывая необходимые деформационные и периметральные швы, а также требования по швам согласно нормативным правилам. **5** Необходимо использовать клеевой раствор в соответствии с типом керамической плитки. В случае Керамогранита, пользуйтесь клеевым раствором, учитывая низкую пористость данного материала. В любом случае, используемые клеевые растворы и цементные затирки должны иметь достаточную эластичность и обладать высокими техническими, механическими и химическими свойствами.

### RECOMENDACIONES DE TRABADO

**1** TAU empfiehlt, die folgenden Formate nicht in der Mitte des Teils zu verbinden: 30 x 60, 37,5 x 75, 30 x 120, 60 x 120 und 20 x 120. **2** Im Allgemeinen raten wir von einer Verlegung mit einem Versatz über 15 cm ab. Auf keinen Fall darf der Versatz über 25 % der Teillänge betragen.

### RACCOMANDAZIONI PER LA POSA A INCASTRO

**1** TAU raccomanda di non lavorare a metà pezzo i seguenti formati: 30 x 60, 37,5 x 75, 30 x 120, 60 x 120 e 20 x 120. **2** In generale è sconsigliata la posa a incastro con uno scorrimento superiore ai 15 cm. Lo scorrimento, in ogni caso, non supererà mai il 25% della lunghezza del pezzo.

### РЕКОМЕНДАЦИИ ПО УКЛАДКЕ В РАЗБЕЖКУ

**1** TAU не рекомендует производить укладку в разбежку, смещая плитку на половину ее длины, в изделиях со следующими размерами: 30x60, 37,5x75, 30x120, 60x120 и 20x120. **2** При укладке в разбежку, рекомендуемая длина смещения не должна превышать 15 см. В любом случае, длина смещения не должна превышать 25% длины плитки.

### RECOMENDACIONES DE LIMPIEZA.

**1** Nach Abschluss der Verfugungsarbeiten und nach der Reinigung der Fugen, ist es wichtig, eine entsprechende Zeit zu warten, bevor die Fliesen genutzt werden können, das heißt, sie müssen zuerst richtig austrocknen bevor sie gereinigt werden können. Für die Abschlussreinigung des Keramikbodens sollte ungefähr 5 Tage gewartet werden. **2** Der Belag muss in der ersten Phase der Reifung und Aushärtung des Haft- und Fugenmaterials vor Wasser und Feuchtigkeit geschützt werden. Besonders in Außenbereichen und bei Gefahr von Frostbildung. **3** Es sollten auch Maßnahmen zur Vermeidung eventueller mechanischer oder chemischer Schäden aus späteren Arbeiten anderer Handwerker oder durch spätere Einbauten ergriffen werden, um die Oberfläche vor punktuellen Beschädigungen zu schützen; dazu ist eine Abdeckung des Bodens mit dickem Karton oder ähnlichem zu empfehlen. **4** Für die Abschlussreinigung des Belags sind Reinigungsmittel zu empfehlen, die mit der chemischen Widerstandsfähigkeit der Teile kompatibel sind, es muss darüber hinaus der Einsatz von Reinigungsmitteln in fester Form mit abrasiven Partikeln oder von Lösungen vermieden werden, die Fluorwasserstoff enthalten, diese Säure greift das Email an und führt zu irreparablen Schäden an der Keramik. **5** Keramik stellt einen absolut funktionalen Belag dar, wenn die Reifungszeit des Materials erreicht ist, und erfordert sehr geringe Pflege, sie muss bei der täglichen Reinigung nur mit einem sauberen Lappen und etwas alkalischem Reinigungsmittel abgewischt werden. Es dürfen für die Reinigung des Belags keine Metallspachtel oder Scheuerschwämme verwendet werden. **6** Sollten Flecken entstehen, die mit einem herkömmlichen Reinigungsmittel nicht vollständig zu beseitigen sind und bei denen Speziallösungsmittel oder -reinigungsmittel verwendet werden müssen, sollte unbedingt zuvor die chemische Widerstandsklasse des Teils erfragt werden.

### RACCOMANDAZIONI PER LA PULIZIA

**1** Una volta conclusi i lavori di giunzione e dopo la pulizia delle fughe, è importante rispettare i tempi di riposo del rivestimento, per cui sarà necessario lasciar asciugare prima di provvedere alla pulizia. Per la pulizia di messa a punto definitiva del pavimento in ceramica si consiglia di aspettare circa 5 giorni. **2** È necessario proteggere il rivestimento da acqua e umidità nelle prime fasi di maturazione e indurimento dei materiali di presa e giunzione. Va riservata particolare cura alle pose in esterni e quando c'è rischio di gelate. **3** È inoltre conveniente adottare delle precauzioni in modo da evitare possibili aggressioni meccaniche o chimiche provocate dai lavori posteriori di altri artigiani o per altre installazioni, allo scopo di proteggere la superficie da danni occasionali; si raccomanda pertanto di coprire il pavimento con cartone grosso o materiali simili. **4** Per la pulizia finale del rivestimento si consiglia di utilizzare prodotti compatibili con la resistenza chimica dei pezzi, nonché di evitare l'uso di detersi solidi con particelle abrasive o soluzioni che contengano acido fluoridrico, dato che questo acido attacca lo smalto e provoca danni irreparabili alla ceramica. **5** Il rivestimento in ceramica sarà totalmente funzionale una volta superato il tempo di maturazione dei materiali e richiede pochissima manutenzione; è sufficiente la pulizia quotidiana con acqua pulita a cui potrà essere aggiunto un detersivo a base alcalina. Non utilizzare spatole metalliche, né spugne abrasive per la pulizia del rivestimento. **6** Nel caso in cui comparissero delle macchie la cui rimozione con un detersivo convenzionale sia impossibile e che richiedano l'uso di solventi o detersigenti specifici, si raccomanda di consultare previamente la classe di resistenza chimica del materiale. **7** Si consiglia di non utilizzare cere, oli o prodotti simili.

### РЕКОМЕНДАЦИИ ПО ОЧИСТКЕ

**1** После затирки швов и очистки от лишнего материала дайте поверхности высохнуть до начала эксплуатации в соответствии с предусмотренным для этого временем. Окончательную уборку керамического пола до ввода в эксплуатацию рекомендуется проводить через пять дней после затирки. **2** Облицовочное покрытие необходимо защитить от проникновения воды и влаги на начальной стадии созревания и затвердения клеевого раствора и затирки. В первую очередь это касается уличных поверхностей, подвергающихся воздействию отрицательных температур. **3** Также рекомендуется принять меры по предотвращению механических или химических воздействий, возникающих в результате проведения последующих работ по ремонту или монтажу, с целью защиты поверхности от специфических повреждений; для чего необходимо покрыть пол толстым картоном или аналогичным материалом. **4** Для окончательной очистки облицовочного покрытия рекомендуется использовать чистящие средства, совместимые с химической стойкостью облицовочного материала, а также избегать использования моющих средств с твердыми абразивными частицами или растворов, содержащих плавиковую кислоту, которые воздействуют на эмаль и приведут к непоправимым повреждениям керамического покрытия. **5** Полномасштабная эксплуатация керамического покрытия станет возможной сразу после надлежащего затвердения клеевого раствора; уход за покрытием требует минимальных усилий и состоит из ежедневной очистки с помощью чистой воды, в которую можно добавить моющее щелочное средство. Металлические шпатели и абразивные губки для очистки облицовки использовать запрещается.

**6** При появлении пятен, которые трудно вывести с помощью обычного моющего средства, и которые требуют использования растворителей или специальных чистящих средств, необходимо предварительно ознакомиться с классом химической стойкости плитки. **7** Не рекомендуется использование средств с содержанием воска, масел и подобных им веществ.

### EMPFEHLUNGEN FÜR DIE REINIGUNG VON SCHMUCKELEMENTEN UND SPEZIALTEILEN

**1** Aufgrund der Eigenschaften, der bei der Gestaltung dieser Produkte verwendeten Metalle, genügt ein feuchter Wischlappen und flüssige Neutralseife. Wenn das Teil mit einer Schutzschicht versehen ist, diese nicht abnehmen bevor das Produkt verlegt und sauber ist.

### RACCOMANDAZIONI PER LA PULIZIA DI DECORAZIONI ED ELEMENTI SPECIALI

**1** Viste le caratteristiche dei metalli utilizzati nella confezione di questi prodotti, è sufficiente utilizzare un panno umido e sapone liquido neutro. Se il pezzo reca protezione, non toglierla fino a quando il prodotto sarà stato posato e pulito.

### РЕКОМЕНДАЦИИ ПО ОЧИСТКЕ ДЕКОРАТИВНЫХ И СПЕЦИАЛЬНЫХ ЭЛЕМЕНТОВ

**1** Ввиду специальных характеристик металлов, используемых в производстве данных изделий, достаточно использовать влажную тряпку и нейтральное жидкое мыло. Если изделие оснащено защитным элементом, не снимайте его до полной установки и очистки изделия.

# EMPFEHLUNGEN

## RACCOMANDAZIONI / РЕКОМЕНДАЦИИ

Schauen Sie sich unsere Tutorials unter an Dai un'occhiata ai nostri tutorial su Oзнакомьтесь с нашими руководствами по адресу

**www.tauceramica.com**

# TAU

*cerámica*

TAU aplica una política de continuo desarrollo de sus productos y se reserva el derecho a realizar cambios en los productos, colores, especificaciones técnicas, packings y códigos sin previo aviso.

TAU ha realizado un esfuerzo considerable para que toda la información sea adecuada en el momento de la publicación del catálogo. A causa de las limitaciones del proceso de impresión los colores reproducidos pueden sufrir ligeras variaciones con respecto al producto original. TAU informa que este catálogo tiene validez a nivel informativo y por tanto no se hace responsable de los posibles errores de impresión; reservándose el derecho de realizar modificaciones sin necesidad de preaviso.

TAU operates a policy of continuous development and reserves the right to make changes to its products, colours, engineering specifications, packaging and codes without prior notice.

TAU has taken every effort to ensure that the information contained in the catalogue is correct at the time of publication. Due to the limitations of the printing process, the colours reproduced may vary slightly from the original product.

TAU advises that this catalogue is only valid for information purposes and therefore does not accept responsibility for any possible printing errors.

La politique de TAU se base sur le développement continu de produits. L'entreprise se réserve donc le droit d'apporter des modifications aux produits, couleurs, spécifications techniques, emballages et codes sans préavis.

TAU a déployé des efforts considérables pour s'assurer de l'exactitude de toutes les informations au moment de la publication du catalogue. En raison des limites du procédé d'impression, les couleurs reproduites peuvent varier légèrement par rapport au produit original. TAU informe que ce catalogue est valable à titre informatif et n'accepte donc aucune responsabilité pour d'éventuelles erreurs d'impression ; elle se réserve le droit d'apporter des modifications sans préavis.

Carrer del Toll, 18 - Onda  
12200 Castellón - ESPAÑA  
+34 964 56 54 84  
tau@tauceramica.com

[www.tauceramica.com](http://www.tauceramica.com)

EDICIÓN 2023

WE ARE FEEL & MIX CONCEPT  
WALL TILE WE ARE FEEL & MIX  
CONCEPT WALL TILE WE ARE  
FEEL & MIX CONCEPT WALL TILE  
WE ARE FEEL & MIX CONCEPT  
WALL TILE WE ARE FEEL & MIX  
CONCEPT WALL TILE WE ARE FELL  
& MIX CONCEPT WALL TILE WE  
ARE FEEL & MIX CONCEPT WALL  
TILE WE ARE FEEL & MIX CONCEPT  
WALL TILE WE ARE FELL & MIX  
CONCEPT WALL TILE WE ARE  
FEEL & MIX CONCEPT WALL TILE

CONCEPT WALLTILE  
[www.tauceramica.com](http://www.tauceramica.com)