

# CEMENTOS Y PIEDRAS



**PAMESA**  
*cerámica*



**MATERIA**

# ARDESIA

## LA FUERZA CROMÁTICA DE LA PIZARRA

**Ardesia** réinterprète las superficies de pizarra, desplegando toda la fuerza de la naturaleza. La exquisita gama de colores que ofrece esta colección se compone por las más elegantes tonalidades, desde colores cálidos procedentes de Gales, hasta más fríos y neutros como el negro de origen alemán.

## SLATE'S CHROMATIC MAGNETISM

**Ardesia** reinterprets slate surfaces, with all nature's compelling appeal. The collection's exquisite colour spectrum ranges from warm colours found in Wales to cold neutral ones, such as the black finish typical of German slate.

## LA FORCE CHROMATIQUE DE L'ARDOISE

**Ardesia** réinterprète les surfaces en ardoise, en déroulant toute la force de la nature. La gamme raffinée de couleurs qu'offre cette collection comprend les tonalités les plus élégantes, depuis des couleurs chaudes provenant du Pays de Galles, jusqu'aux couleurs plus froides et neutres comme le noir d'origine allemande.






**Formatos / Sizes / Formats**

<b>90x180</b> 35,43"x70,86"
<b>60x120</b> 23,62"x47,24"

<b>45x90</b> 17,71"x35,43"
-------------------------------

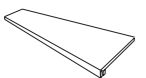
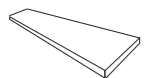
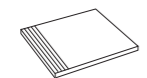
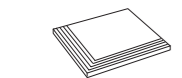

<b>120x120</b> 47,24"x47,24"
<b>90x90</b> 35,43"x35,43"

 <b>30x30 (7x7)</b> 11,81"x11,81"
--

Disponible en todos los colores. /  
Available in all colours. /  
Disponible dans toutes les couleurs.

**Piezas especiales / Special pieces / Pieces especiales**

Consultar en página / Consult page / Consulter en page: 246

 *PELDAÑO GRADONE	 *ÁNGULO GRADONE	 *PELDAÑO ROMO RANURADO
 *ÁNGULO PELDAÑO RANURADO		 *RODAPIÉ C/ROMO

**Colores disponibles / Available colours / Couleurs disponibles**



Pvto. / Floor / Sol: Ardesia Bronze 90x180

**Ardesia Opalo**

● 90x180	Rec.	M139	035.505.0059.09425	(MATT)
● 60x120	Rec.	M90	035.869.0059.09425	(MATT)
● 45x90	Rec.	M54	035.805.0059.09425	(MATT)
● 120x120	Rec.	M126	035.120.0059.09425	(MATT)
● 90x90	Rec.	M86	035.804.0059.09425	(MATT)

**Ardesia Silver**

● 90x180	Rec.	M139	035.505.0183.09425	(MATT)
● 60x120	Rec.	M90	035.869.0183.09425	(MATT)
● 45x90	Rec.	M54	035.805.0183.09425	(MATT)
● 120x120	Rec.	M126	035.120.0183.09425	(MATT)
● 90x90	Rec.	M86	035.804.0183.09425	(MATT)

**Ardesia Bronze**

● 90x180	Rec.	M139	035.505.0234.09425	(MATT)
● 60x120	Rec.	M90	035.869.0234.09425	(MATT)
● 45x90	Rec.	M54	035.805.0234.09425	(MATT)
● 120x120	Rec.	M126	035.120.0234.09425	(MATT)
● 90x90	Rec.	M86	035.804.0234.09425	(MATT)

**Ardesia Earth**

● 90x180	Rec.	M139	035.505.0469.09425	(MATT)
● 60x120	Rec.	M90	035.869.0469.09425	(MATT)
● 45x90	Rec.	M54	035.805.0469.09425	(MATT)
● 120x120	Rec.	M126	035.120.0469.09425	(MATT)
● 90x90	Rec.	M86	035.804.0469.09425	(MATT)

**Ardesia Noir**

● 90x180	Rec.	M139	035.505.0535.09425	(MATT)
● 60x120	Rec.	M90	035.869.0535.09425	(MATT)
● 45x90	Rec.	M54	035.805.0535.09425	(MATT)
● 120x120	Rec.	M126	035.120.0535.09425	(MATT)
● 90x90	Rec.	M86	035.804.0535.09425	(MATT)

**Malla Ardesia**

● Opalo	30x30(7) Malla	M170	021.590.0059.09425	(MATT)
● Silver	30x30(7) Malla	M170	021.590.0183.09425	(MATT)
● Bronze	30x30(7) Malla	M170	021.590.0234.09425	(MATT)
● Earth	30x30(7) Malla	M170	021.590.0469.09425	(MATT)
● Noir	30x30(7) Malla	M170	021.590.0535.09425	(MATT)

**Empaquetado / Packaging / Emballage**

Formato	pz/cj	m <sup>2</sup> /cj	cj/pl	m <sup>2</sup> /pl	kg/cj	kg/pl
90x180	1	1.62	24	38.88	45.50	1,152.00
60x120	2	1.44	32	46.08	34.00	1,113.00
45x90	3	1.21	44	53.24	28.70	1,282.80
120x120	1	1.44	36	51.84	38.40	1,422.40
90x90	2	1.62	27	43.74	42.00	1,164.00
30x30(7)	11	1.00	42	42.00	23.10	990.20



Rvto. / Wall / Rvtm.: Ardesia Bronze 90x180 - Malla Niro White 30x30 (7x7) Leviglass  
Pvto. / Floor / Sol: Ardesia Bronze 90x90

# BELGIO

## UNA PIEDRA ACOGEDORA

La "Pierre Bleue" o "Blue Stone" es un eterno clásico. Indemne a modas y épocas, sigue utilizándose generación tras generación. Su aspecto frío y acogedor al mismo tiempo la hacen única. **Belgio.**

## THE COSY APPEAL OF STONE

"Pierre Bleue", or "Blue Stone", is an enduring classic. Oblivious to fashions or trends, it has been used unceasingly for generations. Its cold and cozy appearance at the same time make it unique. **Belgio.**

## UNE PIERRE ACCUEILLANTE

La «Pierre Bleue» ou «Blue Stone» est un classique éternel. Imperméable aux modes et aux époques, elle continue à être utilisée de génération en génération. C'est une roche dure et compacte, avec un aspect froid et accueillant en même temps, qui la rend unique. **Belgio.**



# BELGIO



COMPACTTO PEDRA

Formatos / Sizes / Formats

<b>120x120</b> 47,24"x47,24"
<b>90x90</b> 35,43"x35,43"
<b>60x60</b> 23,62"x23,62"

<b>75x75</b> 29,53"x29,53"
-------------------------------

<b>30x30 (7x7)</b> 11,81"x11,81"
-------------------------------------

Disponible en todos los colores. /  
Available in all colours. /  
Disponible dans toutes les couleurs.

Piezas especiales / Special pieces / Pieces especiales

Consultar en página / Consult page / Consulter en page: 246

*PELDAÑO GRADONE	*ÁNGULO GRADONE	*PELDAÑO ROMO RANURADO
*ÁNGULO PELDAÑO RANURADO		*RODAPIÉ C/ROMO

Colores disponibles / Available colours / Couleurs disponibles



COMPACTTO PEDRA  
GRES PORCELÁNICO RECTIFICADO · RECTIFIED PORCELAIN TILES · GRÈS CÉRAMÉ RECTIFIÉE

COMPACTTO PEDRA SEMIPULIDO  
GRES PORCELÁNICO SEMIPULIDO RECTIFICADO · RECTIFIED SEMIPOLISHED PORCELAIN TILES · GRÈS CÉRAMÉ SEMIPOLI RECTIFIÉE



Rvta. / Wall / Rvrm.: Belgio Perla 120x120 Rectificado  
Pvto. / Floor / Sol: Belgio Perla 120x120 Rectificado



**Belgio Gris**

● 120x120	Rec.	M126	035.120.0002.02092	MATT
● 120x120	Rec.	M143	039.120.0002.02092	SP
● 90x90	Rec.	M86	035.804.0002.02092	MATT
● 75x75	Rec.	M70	035.875.0002.02092	MATT
● 75x75	Rec.	M81	039.875.0002.02092	SP
● 60x60	Rec.	M52	035.840.0002.02092	MATT
● 60x60	Rec.	M63	039.840.0002.02092	SP

**Belgio Negro**

● 120x120	Rec.	M126	035.120.0003.02092	MATT
● 120x120	Rec.	M143	039.120.0003.02092	SP
● 90x90	Rec.	M86	035.804.0003.02092	MATT
● 75x75	Rec.	M70	035.875.0003.02092	MATT
● 75x75	Rec.	M81	039.875.0003.02092	SP
● 60x60	Rec.	M52	035.840.0003.02092	MATT
● 60x60	Rec.	M63	039.840.0003.02092	SP

**Belgio Perla**

● 120x120	Rec.	M126	035.120.0037.02092	MATT
● 120x120	Rec.	M143	039.120.0037.02092	SP
● 90x90	Rec.	M86	035.804.0037.02092	MATT
● 75x75	Rec.	M70	035.875.0037.02092	MATT
● 75x75	Rec.	M81	039.875.0037.02092	SP
● 60x60	Rec.	M52	035.840.0037.02092	MATT
● 60x60	Rec.	M63	039.840.0037.02092	SP

**Belgio Sable**

● 120x120	Rec.	M126	035.120.0539.02092	MATT
● 120x120	Rec.	M143	039.120.0539.02092	SP
● 90x90	Rec.	M86	035.804.0539.02092	MATT
● 75x75	Rec.	M70	035.875.0539.02092	MATT
● 75x75	Rec.	M81	039.875.0539.02092	SP
● 60x60	Rec.	M52	035.840.0539.02092	MATT
● 60x60	Rec.	M63	039.840.0539.02092	SP

**Malla Belgio**

● Gris	30x30(7) Malla	M170	021.590.0002.02092	MATT
● Gris	30x30(7) Malla	M170	040.590.0002.02092	SP
● Negro	30x30(7) Malla	M170	021.590.0003.02092	MATT
● Negro	30x30(7) Malla	M170	040.590.0003.02092	SP
● Perla	30x30(7) Malla	M170	021.590.0037.02092	MATT
● Perla	30x30(7) Malla	M170	040.590.0037.02092	SP
● Sable	30x30(7) Malla	M170	021.590.0539.02092	MATT
● Sable	30x30(7) Malla	M170	040.590.0539.02092	SP

**Empaquetado / Packaging / Emballage**

Formato	pz/cj	m²/cj	cj/pl	m²/pl	kg/cj	kg/pl
120x120	1	1.44	36	51.84	38.40	1,422.40
90x90	2	1.62	27	43.74	42.00	1,164.00
75x75	3	1.69	30	50.70	41.20	1,256.00
60x60	4	1.44	30	43.20	30.00	920.00
30x30(7)	11	1.00	42	42.00	23.10	990.20



Rvto. / Wall / Rvtn.: **Belgio Sable 60x60 - Malla Belgio Sable 30x30 (7x7)**  
 Pvto. / Floor / Sol: **Karelia Mocha 22,5x180**

# BELGIO 20 MM



Formatos / Sizes / Formats

<b>61x61</b> 24,01"x24,01"	<b>60,5x60,5</b> 23,81"x23,81"
	<b>REC.</b>

Códigos / Codes / Codes


Belgio Gris 20 mm					
61x61 (20 mm)	No Rec.	M82	011.361.0002.02092		
60,5x60,5 (20 mm)	Rec.	M102	035.701.0002.02092		

Belgio Negro 20 mm					
61x61 (20 mm)	No Rec.	M82	011.361.0003.02092		
60,5x60,5 (20 mm)	Rec.	M102	035.701.0003.02092		


Belgio Perla 20 mm					
61x61 (20 mm)	No Rec.	M82	011.361.0037.02092		
60,5x60,5 (20 mm)	Rec.	M102	035.701.0037.02092		

Belgio Sable 20 mm					
61x61 (20 mm)	No Rec.	M82	011.361.0539.02092		
60,5x60,5 (20 mm)	Rec.	M102	035.701.0539.02092		

Colocación / Laying / Mise en Place



**Tradicional / Traditional / Traditionnelle**      **Sobreelevado / Raised Floor / Plancher Surélevé**



**En Seco Grava / Dry Gravel / Sec Gravier**      **En Seco Césped / Dry Grass / Sec Pelouse**

Empaquetado / Packaging / Emballage

Formato	pz/cj	m²/cj	cj/pl	m²/pl	kg/cj	kg/pl
61x61 (20 mm)	2	0.74	30	22.20	33.00	1,010.00
60,5x60,5 (20 mm)	2	0.73	30	21.90	32.80	1,004.00

Piezas especiales / Special pieces / Pièces especiales

Consultar en página / Consult page / Consulter en page: 246

*PELDAÑO GRADONE	*ÁNGULO GRADONE	*PELDAÑO ROMO RANURADO / NO RANURADO	*ÁNGULO PELDAÑO RANURADO / NO RANURADO

Colores disponibles / Available colours / Couleurs disponibles



Pvto. / Floor / Sol: Belgio Sable 60,5x60,5 Rectificado

# CADMIAE

## EL SENTIDO DEL COLOR

Una serie de inspiración minimalista que surge para darle valor y fuerza a la riqueza arquitectónica de los proyectos más exigentes. Con vocación técnica e integral, este diseño emerge de la sintonía cromática y la coordinación de su máxima seña de identidad: el óxido.

## THE POWER OF COLOUR

A series with minimalist influences, it is conceived to add strong magnetism and added value to more discerning architectural and design projects. **Cadmiae's** industrially-inspired design stands out for its carefully coordinated oxide shades.

## LE SENS DE LA COULEUR

Une série d'inspiration minimaliste qui naît pour imprimer valeur et force à la richesse architecturale des projets les plus exigeants. Avec une vocation technique et intégrale, ce design est le fruit de la syntonie chromatique et de la coordination de son principal trait distinctif : l'oxydation.



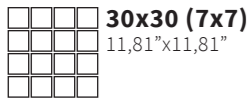
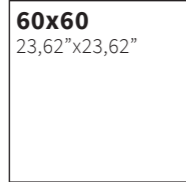
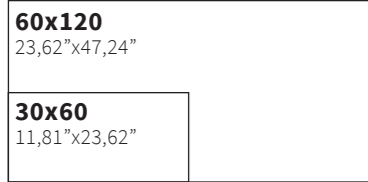
Rvto. / Wall / Rvtm.: **Cadmiae Coal 30x60 Luxglass - Wood Desert 20x120**  
Pvto. / Floor / Sol: **Koncept Nacar 60x120 Rectificado**

# CADMIAE



DECORSTONE

Formatos / Sizes / Formats



Disponible en todos los colores. /  
Available in all colours. /  
Disponible dans toutes les couleurs.

Dec. Albany-Pak2 Cobre 60x60



Dec. Albany-Pak2 Plomo 60x60



Malla Iron Plomo 29x29



Malla Iron Cobre 29x29



Dec. Nashus Mix 30x60



Piezas especiales / Special pieces / Pièces especiales

Consultar en página / Consult page / Consulter en page: 246

*PELDAÑO GRADONE	*ÁNGULO GRADONE	*PELDAÑO ROMO RANURADO
*ÁNGULO PELDAÑO RANURADO		*RODAPIE C/ROMO

Colores disponibles / Available colours / Couleurs disponibles



DECORSTONE  
GRES PORCELÁNICO RECTIFICADO · RECTIFIED PORCELAIN TILES · GRÈS CÉRAMÉ RECTIFIÉE

LUXGLASS  
GRES PORCELÁNICO RECTIFICADO · RECTIFIED PORCELAIN TILES · GRÈS CÉRAMÉ RECTIFIÉE



Rvto. / Wall / Rvrm.: Dec. Albany Cobre 30x60 – Cadmiae Copper 60x120 Luxglass – Cadmiae Ambar 60x120 Luxglass  
Pvto. / Floor / Sol: Cromat Marfil 60x120 Rectificado

**Cadmiae Coal**

● 60x120	Rec.	M81	017.869.0298.01486	
● 60x120	Rec.	M94	050.869.0298.01486	
● 30x60	Rec.	M41	017.450.0298.01486	
● 30x60	Rec.	M54	050.450.0298.01486	
● 60x60	Rec.	M46	017.840.0298.01486	
● 60x60	Rec.	M59	050.840.0298.01486	

**Cadmiae Ferro**

● 60x120	Rec.	M81	017.869.0508.01486	
● 60x120	Rec.	M94	050.869.0508.01486	
● 30x60	Rec.	M41	017.450.0508.01486	
● 30x60	Rec.	M54	050.450.0508.01486	
● 60x60	Rec.	M46	017.840.0508.01486	
● 60x60	Rec.	M59	050.840.0508.01486	

**Cadmiae Argent**

● 60x120	Rec.	M81	017.869.0135.01486	
● 60x120	Rec.	M94	050.869.0135.01486	
● 30x60	Rec.	M41	017.450.0135.01486	
● 30x60	Rec.	M54	050.450.0135.01486	
● 60x60	Rec.	M46	017.840.0135.01486	
● 60x60	Rec.	M59	050.840.0135.01486	

**Cadmiae Bronce**

● 60x120	Rec.	M81	017.869.0234.01486	
● 60x120	Rec.	M94	050.869.0234.01486	
● 30x60	Rec.	M41	017.450.0234.01486	
● 30x60	Rec.	M54	050.450.0234.01486	
● 60x60	Rec.	M46	017.840.0234.01486	
● 60x60	Rec.	M59	050.840.0234.01486	

**Cadmiae Ambar**

● 60x120	Rec.	M81	017.869.0126.01486	
● 60x120	Rec.	M94	050.869.0126.01486	
● 30x60	Rec.	M41	017.450.0126.01486	
● 30x60	Rec.	M54	050.450.0126.01486	
● 60x60	Rec.	M46	017.840.0126.01486	
● 60x60	Rec.	M59	050.840.0126.01486	

**Empaquetado / Packaging / Emballage**

Formato	pz/cj	m²/cj	cj/pl	m²/pl	kg/cj	kg/pl
60x120	2	1.44	32	46.08	34.00	1,113.00
30x60	6	1.08	48	51.84	22.50	1,100.00
30x60 Dec.	4	0.72	36	25.92	15.00	560.00
60x60	4	1.44	30	43.20	30.00	920.00
60x60 Dec.	1	0.36	66	23.76	7.50	515.00
30x30(7)	11	1.00	42	42.00	23.10	990.20
29x29	11	0.93	48	44.64	17.90	879.20

**Cadmiae Copper**

● 60x120	Rec.	M81	017.869.0287.01486	
● 60x120	Rec.	M94	050.869.0287.01486	
● 30x60	Rec.	M41	017.450.0287.01486	
● 30x60	Rec.	M54	050.450.0287.01486	
● 60x60	Rec.	M46	017.840.0287.01486	
● 60x60	Rec.	M59	050.840.0287.01486	

**Malla Cadmiae**

● Coal	30x30(7) Malla	M170	025.590.0298.01486	
● Coal	30x30(7) Malla	M170	051.590.0298.01486	
● Ferro	30x30(7) Malla	M170	025.590.0508.01486	
● Ferro	30x30(7) Malla	M170	051.590.0508.01486	
● Argent	30x30(7) Malla	M170	025.590.0135.01486	
● Argent	30x30(7) Malla	M170	051.590.0135.01486	
● Bronce	30x30(7) Malla	M170	025.590.0234.01486	
● Bronce	30x30(7) Malla	M170	051.590.0234.01486	
● Ambar	30x30(7) Malla	M170	025.590.0126.01486	
● Ambar	30x30(7) Malla	M170	051.590.0126.01486	
● Copper	30x30(7) Malla	M170	025.590.0287.01486	
● Copper	30x30(7) Malla	M170	051.590.0287.01486	

**Dec. Albany-Pak2**

● Cobre	60x60 Dec.	P156	041.523.0092.04712	
● Plomo	60x60 Dec.	P156	041.523.0115.04712	

**Malla Iron**

● Plomo	29x29 Malla	P50	025.861.0115.04714	
● Cobre	29x29 Malla	P50	025.861.0092.04714	

**Dec. Nashus**

● Mix	30x60 Dec.	P98	041.781.0100.04713	
-------	------------	-----	--------------------	--



Rvta. / Wall / Rvrm.: **Cadmiae Copper 60x120 Rectificado**  
 Pvto. / Floor / Sol.: **Omnia Sand 90x90**

# CROMAT

## DONDE TODO EMPIEZA

La fuerza de la Piedra de Jura, combinada con los tonos más naturales es el origen de la base **Cromat**.

## THE PERFECT STARTING POINT

**Cromat** has its origins in the strength and natural tones of Jura Stone.

## LÀ OÙ TOUT COMMENCE

La force de la Pierre Jura, combinée aux tons les plus naturels, est l'origine du carreau de base **Cromat**.



Pvto. / Floor / Sol: **Cromat Marfil 120x120 Rectificado**



COMPACTTO PEDRA


COMPACTTO PEDRA SEMIPULIDO

## Formatos / Sizes / Formats

<b>90x180</b> 35,43"x70,86"
<b>60x120</b> 23,62"x47,24"
<b>30x60</b> 11,81"x23,62"

<b>120x120</b> 47,24"x47,24"
<b>75x75</b> 29,53"x29,53"

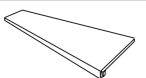
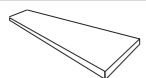
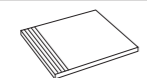
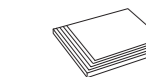

<b>60x60</b> 23,62"x23,62"
-------------------------------

 <b>30x30 (7x7)</b> 11,81"x11,81"
--

Disponible en todos los colores. /  
Available in all colours. /  
Disponible dans toutes les couleurs.

## Piezas especiales / Special pieces / Pièces especiales

Consultar en página / Consult page / Consulter en page: 246

*PELDAÑO GRADONE 	*ÁNGULO GRADONE 	*PELDAÑO ROMO RANURADO 
*ÁNGULO PELDAÑO RANURADO 	*RODAPIÉ C/ROMO 	

## Colores disponibles / Available colours / Couleurs disponibles



Rvto. / Wall / Rvtn.: **Cromat Marfil 30x60 Semipulido - Malla Cromat Marfil 30x30 (7x7) Semipulido**  
Pvto. / Floor / Sol: **Cromat Marfil 60x60 Semipulido**

**Cromat Marengo**

● 90x180	Rec.	M139	035.505.0028.02032	MAT7
● 90x180	Rec.	M161	039.505.0028.02032	SP
● 60x120	Rec.	M90	035.869.0028.02032	MAT7
● 60x120	Rec.	M103	039.869.0028.02032	SP
● 30x60	Rec.	M52	035.450.0028.02032	MAT7
● 30x60	Rec.	M61	039.450.0028.02032	SP
● 120x120	Rec.	M126	035.120.0028.02032	MAT7
● 120x120	Rec.	M143	039.120.0028.02032	SP
● 75x75	Rec.	M70	035.875.0028.02032	MAT7
● 75x75	Rec.	M81	039.875.0028.02032	SP
● 60x60	Rec.	M52	035.840.0028.02032	MAT7
● 60x60	Rec.	M63	039.840.0028.02032	SP

**Cromat Gris**

● 90x180	Rec.	M139	035.505.0002.02032	MAT7
● 90x180	Rec.	M161	039.505.0002.02032	SP
● 60x120	Rec.	M90	035.869.0002.02032	MAT7
● 60x120	Rec.	M103	039.869.0002.02032	SP
● 30x60	Rec.	M52	035.450.0002.02032	MAT7
● 30x60	Rec.	M61	039.450.0002.02032	SP
● 120x120	Rec.	M126	035.120.0002.02032	MAT7
● 120x120	Rec.	M143	039.120.0002.02032	SP
● 75x75	Rec.	M70	035.875.0002.02032	MAT7
● 75x75	Rec.	M81	039.875.0002.02032	SP
● 60x60	Rec.	M52	035.840.0002.02032	MAT7
● 60x60	Rec.	M63	039.840.0002.02032	SP

**Cromat Perla**

● 90x180	Rec.	M139	035.505.0037.02032	MAT7
● 90x180	Rec.	M161	039.505.0037.02032	SP
● 60x120	Rec.	M90	035.869.0037.02032	MAT7
● 60x120	Rec.	M103	039.869.0037.02032	SP
● 30x60	Rec.	M52	035.450.0037.02032	MAT7
● 30x60	Rec.	M61	039.450.0037.02032	SP
● 120x120	Rec.	M126	035.120.0037.02032	MAT7
● 120x120	Rec.	M143	039.120.0037.02032	SP
● 75x75	Rec.	M70	035.875.0037.02032	MAT7
● 75x75	Rec.	M81	039.875.0037.02032	SP
● 60x60	Rec.	M52	035.840.0037.02032	MAT7
● 60x60	Rec.	M63	039.840.0037.02032	SP

**Cromat Marfil**

● 90x180	Rec.	M139	035.505.0033.02032	MAT7
● 90x180	Rec.	M161	039.505.0033.02032	SP
● 60x120	Rec.	M90	035.869.0033.02032	MAT7
● 60x120	Rec.	M103	039.869.0033.02032	SP
● 30x60	Rec.	M52	035.450.0033.02032	MAT7
● 30x60	Rec.	M61	039.450.0033.02032	SP
● 120x120	Rec.	M126	035.120.0033.02032	MAT7
● 120x120	Rec.	M143	039.120.0033.02032	SP
● 75x75	Rec.	M70	035.875.0033.02032	MAT7
● 75x75	Rec.	M81	039.875.0033.02032	SP
● 60x60	Rec.	M52	035.840.0033.02032	MAT7
● 60x60	Rec.	M63	039.840.0033.02032	SP

**Empaquetado / Packaging / Emballage**

Formato	pz/cj	m <sup>2</sup> /cj	cj/pl	m <sup>2</sup> /pl	kg/cj	kg/pl
90x180	1	1.62	24	38.88	45.50	1,152.00
60x120	2	1.44	32	46.08	34.00	1,113.00
30x60	6	1.08	48	51.84	22.50	1,100.00
120x120	1	1.44	36	51.84	38.40	1,422.40
75x75	3	1.69	30	50.70	41.20	1,256.00
60x60	4	1.44	30	43.20	30.00	920.00
30x30(7)	11	1.00	42	42.00	23.10	990.20

**Cromat Noce**

● 90x180	Rec.	M139	035.505.0160.02032	MAT7
● 90x180	Rec.	M161	039.505.0160.02032	SP
● 60x120	Rec.	M90	035.869.0160.02032	MAT7
● 60x120	Rec.	M103	039.869.0160.02032	SP
● 30x60	Rec.	M52	035.450.0160.02032	MAT7
● 30x60	Rec.	M61	039.450.0160.02032	SP
● 120x120	Rec.	M126	035.120.0160.02032	MAT7
● 120x120	Rec.	M143	039.120.0160.02032	SP
● 75x75	Rec.	M70	035.875.0160.02032	MAT7
● 75x75	Rec.	M81	039.875.0160.02032	SP
● 60x60	Rec.	M52	035.840.0160.02032	MAT7
● 60x60	Rec.	M63	039.840.0160.02032	SP

**Malla Cromat**

● Marengo	30x30(7) Malla	M170	021.590.0028.02032	MAT7
● Marengo	30x30(7) Malla	M170	040.590.0028.02032	SP
● Gris	30x30(7) Malla	M170	021.590.0002.02032	MAT7
● Gris	30x30(7) Malla	M170	040.590.0002.02032	SP
● Perla	30x30(7) Malla	M170	021.590.0037.02032	MAT7
● Perla	30x30(7) Malla	M170	040.590.0037.02032	SP
● Marfil	30x30(7) Malla	M170	021.590.0033.02032	MAT7
● Marfil	30x30(7) Malla	M170	040.590.0033.02032	SP
● Noce	30x30(7) Malla	M170	021.590.0160.02032	MAT7
● Noce	30x30(7) Malla	M170	040.590.0160.02032	SP



Rvto. / Wall / Rvfm.: **Cromat Gris 120x120 Rectificado**  
 Pvto. / Floor / Sol: **Cromat Gris 120x120 Rectificado**



# GRANSASSO

## LA ROCA DEL LAGO ISEO

Procedente de las orillas del lago italiano de Iseo, **Gransasso** reproduce fielmente la grandeza del Ceppo di Gré. Una roca sedimentaria altamente decorativa, en superficie mate, que se articula en dos colores: blanco y negro, que prevalecen como estándares supremos de la elegancia.

## ROCK FROM LAKE ISEO

**Gransasso** faithfully reflects all the beauty of Ceppo di Gré, a sedimentary rock from the shores of Italy's Lake Iseo. This highly decorative, looking collection, with a matt surface, comes in black and white: two colours that are the epitome of elegance.

## LA ROCHE DU LAC D'ISEO

Provenant des rives du lac italien d'Iseo, **Gransasso** reproduit fidèlement la grandeur du Ceppo di Gré. Une roche sédimentaire hautement décorative, de surface mate, qui se conjugue en deux couleurs, le blanc et le noir, qui prévalent comme standards suprêmes de l'élégance.



Rvto. / Wall / Rvtn.: **Gransasso Bianco 60x120 Rectificado**  
Pvto. / Floor / Sol: **Karelia Salvia 20x120**

# GRANSASSO




COMPACTTO PEDRA

Formatos / Sizes / Formats

<b>90x180</b> 35,43"x70,86"
<b>60x120</b> 23,62"x47,24"

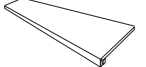
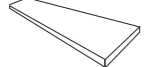
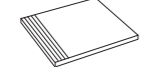
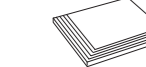

<b>120x120</b> 47,24"x47,24"
<b>75x75</b> 29,53"x29,53"

 <b>30x30 (7x7)</b> 11,81"x11,81"
--


Disponibile en todos los colores. /  
Available in all colours. /  
Disponibile dans toutes les couleurs.

Piezas especiales / Special pieces / Pieces especiales

Consultar en página / Consult page / Consulter en page: 246

*PELDAÑO GRADONE 	*ÁNGULO GRADONE 	*PELDAÑO ROMO RANURADO 
*ÁNGULO PELDAÑO RANURADO 		*RODAPIÉ C/ROMO 

Colores disponibles / Available colours / Couleurs disponibles



bianco

nero

COMPACTTO PEDRA  
GRES PORCELÁNICO RECTIFICADO · RECTIFIED PORCELAIN TILES · GRÈS CÉRAMÉ RECTIFIÉE

COMPACTTO PEDRA SEMIPULIDO  
GRES PORCELÁNICO SEMIPULIDO RECTIFICADO · RECTIFIED SEMIPOLISHED PORCELAIN TILES · GRÈS CÉRAMÉ SEMIPOLI RECTIFIÉE



Rvto. / Wall / Rvrm.: Gransasso Nero 90x180 Rectificado - Karelia Mocha 20x120  
Pvto. / Floor / Sol: Gransasso Nero 90x180 Rectificado

**Gransasso Bianco**

● 90x180	Rec.	M139	035.505.0150.08973	
● 90x180	Rec.	M161	039.505.0150.08973	
● 60x120	Rec.	M90	035.869.0150.08973	
● 60x120	Rec.	M103	039.869.0150.08973	
● 120x120	Rec.	M126	035.120.0150.08973	
● 120x120	Rec.	M143	039.120.0150.08973	
● 75x75	Rec.	M70	035.875.0150.08973	
● 75x75	Rec.	M81	039.875.0150.08973	

**Gransasso Nero**

● 90x180	Rec.	M139	035.505.0215.08973	
● 90x180	Rec.	M161	039.505.0215.08973	
● 60x120	Rec.	M90	035.869.0215.08973	
● 60x120	Rec.	M103	039.869.0215.08973	
● 120x120	Rec.	M126	035.120.0215.08973	
● 120x120	Rec.	M143	039.120.0215.08973	
● 75x75	Rec.	M70	035.875.0215.08973	
● 75x75	Rec.	M81	039.875.0215.08973	

**Malla Gransasso**

● Bianco	30x30(7) Malla	M170	021.590.0150.08973	
● Bianco	30x30(7) Malla	M170	040.590.0150.08973	
● Nero	30x30(7) Malla	M170	021.590.0215.08973	
● Nero	30x30(7) Malla	M170	040.590.0215.08973	

**Empaquetado / Packaging / Emballage**

Formato	pz/cj	m²/cj	cj/pl	m²/pl	kg/cj	kg/pl
90x180	1	1.62	24	38.88	45.50	1,152.00
60x120	2	1.44	32	46.08	34.00	1,113.00
120x120	1	1.44	36	51.84	38.40	1,422.40
75x75	3	1.69	30	50.70	41.20	1,256.00
30x30(7)	11	1.00	42	42.00	23.10	990.20



Rvto. / Wall / Rvrm.: Gransasso Bianco 60x120 Rectificado – Malla Gransasso Bianco 30x30 (7x7) Rectificado  
 Pvto. / Floor / Sol: Gransasso Bianco 60x120 Rectificado

# KONCEPT

## LA ELEGANCIA DEL CEMENTO COMO BASE COMBINATORIA

De inspiración minimalista, **Koncept** reproduce el diseño del cemento como base para crear interiores exclusivos en los que la sintonía cromática y las posibilidades combinatorias alcanzan su máxima expresión. Una colección que se completa con cinco series más, configurando una unidad decorativa superior de texturas evocadoras.

Su diseño no termina con cada pieza, puesto que en su coordinación cromática, mezcla de formatos y combinación de texturas reside su singularidad. Con vocación técnica e integral, nace para poner valor a la riqueza arquitectónica de los proyectos más exigentes y para ser aplicada de forma única. Porque cada proyecto es diferente, cada uno obedece a su propia lógica, a su propio uso... **Koncept**, un nuevo concepto vanguardista que llega como una visión renovada del porcelánico técnico.

## THE ELEGANCE OF CEMENT AS A BASE FOR NUMEROUS COMBINATIONS

Inspired by minimalism, **Koncept** takes the design of cement as the foundation for creating exclusive interiors where finely balanced colour and potential combinations know no bounds. This collection is accompanied by five series to offer a superior quality decorative ensemble of evocative textures.

Koncept's design goes beyond each individual piece as its singularity lies in the way it coordinates shades, blends shapes and combines textures created with high technical specifications and as an integral whole, it is designed to embellish the architectural richness of the most demanding projects, and to be used in a unique way. Because every project is different, each one follows its own rationale, each has its own purpose... **Koncept**, a new avantgarde concept that offers an innovative perspective on technical porcelain.

## L'ÉLÉGANCE DU CIMENT COMME BASE POUR LES COMBINAISONS

D'inspiration minimaliste, Koncept reproduit le design du ciment comme base pour créer des intérieurs exclusifs, où l'harmonie chromatique et les possibilités combinatoires atteignent leur expression maximale. Une collection qui se complète par cinq autres séries, configurant une unité décorative supérieure aux textures évocatrices.

Son design ne termine pas avec chaque pièce, car sa singularité réside dans sa coordination chromatique, mélange de formats et combinaison de textures. Avec une vocation technique et intégrale, la collection naît pour mettre en valeur la richesse architecturale des projets les plus exigeants et pour être appliquée de forme unique. Parce que chaque projet est différent, chacun obéit à sa propre logique, à son propre usage... Koncept, un nouveau concept d'avant-garde qui naît avec une vision renouvelée du grès cérame technique.



Rvto. / Wall / Rvtrm.: **Tresana Blanco 120x120 Leviglass**  
Pvto. / Floor / Sol: **Koncept Argent 120x120 Semipulido**

# KONCEPT



COMPACTTO PEDRA



COMPACTTO PEDRA ADZ.



COMPACTTO PEDRA SEMIPULIDO

## Formatos / Sizes / Formats

<b>60x120</b> 23,62"x47,24"
<b>30x60</b> 11,81"x23,62"

<b>120x120</b> 47,24"x47,24"
<b>60x60</b> 23,62"x23,62"

<b>75x75</b> 29,53"x29,53"
-------------------------------

<b>30x30 (7x7)</b> 11,81"x11,81"
-------------------------------------

Disponible en todos los colores. /  
Available in all colours. /  
Disponible dans toutes les couleurs.

## Piezas especiales / Special pieces / Pieces especiales

Consultar en página / Consult page / Consulter en page: 246

*PELDAÑO GRADONE	*ÁNGULO GRADONE	*PELDAÑO ROMO RANURADO
*ÁNGULO PELDAÑO RANURADO		*RODAPIÉ C/ROMO

## Colores disponibles / Available colours / Couleurs disponibles



COMPACTTO PEDRA  
GRES PORCELÁNICO RECTIFICADO · RECTIFIED PORCELAIN TILES · GRÈS CÉRAMÉ RECTIFIÉE

COMPACTTO PEDRA SEMIPULIDO  
GRES PORCELÁNICO SEMIPULIDO RECTIFICADO · RECTIFIED SEMIPOLISHED PORCELAIN TILES · GRÈS CÉRAMÉ SEMIPOLI RECTIFIÉE



Rvto. / Wall / Rvtn.: **Slate Grafito 60x120 Semipulido - Wood Perla 20x120**  
Pvto. / Floor / Sol: **Koncept Gris 60x120 Semipulido**

**Koncept Mica**

● 60x120	Rec.	M90	035.869.0125.02967	(MATT)
● 60x120	Rec.	M103	039.869.0125.02967	(SP)
● 30x60	Rec.	M52	035.450.0125.02967	(MATT)
● 30x60	Rec.	M61	039.450.0125.02967	(SP)
● 120x120	Rec.	M126	035.120.0125.02967	(MATT)
● 120x120	Rec.	M143	039.120.0125.02967	(SP)
● 75x75	Rec.	M70	035.875.0125.02967	(MATT)
● 75x75	Rec.	M81	039.875.0125.02967	(SP)
● 60x60	Rec.	M52	035.840.0125.02967	(MATT)
● 60x60	Rec.	M63	039.840.0125.02967	(SP)

**Koncept Gris**

● 60x120	Rec.	M90	035.869.0002.02967	(MATT)
● 60x120	Rec.	M103	039.869.0002.02967	(SP)
● 30x60	Rec.	M52	035.450.0002.02967	(MATT)
● 30x60	Rec.	M61	039.450.0002.02967	(SP)
● 120x120	Rec.	M126	035.120.0002.02967	(MATT)
● 120x120	Rec.	M143	039.120.0002.02967	(SP)
● 75x75	Rec.	M70	035.875.0002.02967	(MATT)
● 75x75	Adz.	M74	035.875.0002.00225	(MATT)
● 75x75	Rec.	M81	039.875.0002.02967	(SP)
● 60x60	Rec.	M52	035.840.0002.02967	(MATT)
● 60x60	Adz.	M56	035.840.0002.00225	(MATT)
● 60x60	Rec.	M63	039.840.0002.02967	(SP)

**Koncept Argent**

● 60x120	Rec.	M90	035.869.0135.02967	(MATT)
● 60x120	Rec.	M103	039.869.0135.02967	(SP)
● 30x60	Rec.	M52	035.450.0135.02967	(MATT)
● 30x60	Rec.	M61	039.450.0135.02967	(SP)
● 120x120	Rec.	M126	035.120.0135.02967	(MATT)
● 120x120	Rec.	M143	039.120.0135.02967	(SP)
● 75x75	Rec.	M70	035.875.0135.02967	(MATT)
● 75x75	Rec.	M81	039.875.0135.02967	(SP)
● 75x75	Adz.	M74	035.875.0135.00225	(MATT)
● 60x60	Rec.	M52	035.840.0135.02967	(MATT)
● 60x60	Rec.	M63	039.840.0135.02967	(SP)
● 60x60	Adz.	M56	035.840.0135.00225	(MATT)

**Koncept Taupe**

● 60x120	Rec.	M90	035.869.0285.02967	(MATT)
● 60x120	Rec.	M103	039.869.0285.02967	(SP)
● 30x60	Rec.	M52	035.450.0285.02967	(MATT)
● 30x60	Rec.	M61	039.450.0285.02967	(SP)
● 120x120	Rec.	M126	035.120.0285.02967	(MATT)
● 120x120	Rec.	M143	039.120.0285.02967	(SP)
● 75x75	Rec.	M70	035.875.0285.02967	(MATT)
● 75x75	Rec.	M81	039.875.0285.02967	(SP)
● 60x60	Rec.	M52	035.840.0285.02967	(MATT)
● 60x60	Rec.	M63	039.840.0285.02967	(SP)

**Empaquetado / Packaging / Emballage**

Formato	pz/cj	m²/cj	cj/pl	m²/pl	kg/cj	kg/pl
60x120	2	1.44	32	46.08	34.00	1,113.00
30x60	6	1.08	48	51.84	22.50	1,100.00
120x120	1	1.44	36	51.84	38.40	1,422.40
75x75	3	1.69	30	50.70	41.20	1,256.00
60x60	4	1.44	30	43.20	30.00	920.00
30x30(7)	11	1.00	42	42.00	23.10	990.20

**Koncept Desert**

● 60x120	Rec.	M90	035.869.0364.02967	(MATT)
● 60x120	Rec.	M103	039.869.0364.02967	(SP)
● 30x60	Rec.	M52	035.450.0364.02967	(MATT)
● 30x60	Rec.	M61	039.450.0364.02967	(SP)
● 120x120	Rec.	M126	035.120.0364.02967	(MATT)
● 120x120	Rec.	M143	039.120.0364.02967	(SP)
● 75x75	Rec.	M70	035.875.0364.02967	(MATT)
● 75x75	Rec.	M81	039.875.0364.02967	(SP)
● 75x75	Adz.	M74	035.875.0364.00225	(MATT)
● 60x60	Rec.	M52	035.840.0364.02967	(MATT)
● 60x60	Rec.	M63	039.840.0364.02967	(SP)
● 60x60	Adz.	M56	035.840.0364.00225	(MATT)

**Koncept Nacar**

● 60x120	Rec.	M90	035.869.0030.02967	(MATT)
● 60x120	Rec.	M103	039.869.0030.02967	(SP)
● 30x60	Rec.	M52	035.450.0030.02967	(MATT)
● 30x60	Rec.	M61	039.450.0030.02967	(SP)
● 120x120	Rec.	M126	035.120.0030.02967	(MATT)
● 120x120	Rec.	M143	039.120.0030.02967	(SP)
● 75x75	Rec.	M70	035.875.0030.02967	(MATT)
● 75x75	Adz.	M74	035.875.0030.00225	(MATT)
● 75x75	Rec.	M81	039.875.0030.02967	(SP)
● 60x60	Rec.	M52	035.840.0030.02967	(MATT)
● 60x60	Adz.	M56	035.840.0030.00225	(MATT)
● 60x60	Rec.	M63	039.840.0030.02967	(SP)

**Malla Koncept**

● Gris	30x30(7) Malla	M170	021.590.0002.02967	(MATT)
● Gris	30x30(7) Malla	M170	040.590.0002.02967	(SP)
● Nacar	30x30(7) Malla	M170	021.590.0030.02967	(MATT)
● Nacar	30x30(7) Malla	M170	040.590.0030.02967	(SP)
● Mica	30x30(7) Malla	M170	021.590.0125.02967	(MATT)
● Mica	30x30(7) Malla	M170	040.590.0125.02967	(SP)
● Argent	30x30(7) Malla	M170	021.590.0135.02967	(MATT)
● Argent	30x30(7) Malla	M170	040.590.0135.02967	(SP)
● Taupe	30x30(7) Malla	M170	021.590.0285.02967	(MATT)
● Taupe	30x30(7) Malla	M170	040.590.0285.02967	(SP)
● Desert	30x30(7) Malla	M170	021.590.0364.02967	(MATT)
● Desert	30x30(7) Malla	M170	040.590.0364.02967	(SP)



Rvto. / Wall / Rvtm.: Koncept Nacar 30x60 Rectificado

# MANAOS

## EXCLUSIVO GRANITO BRASILEÑO

Brasil cuenta con formaciones de granito en las que se inspira esta colección. **Manaos** evoca el encanto de estas superficies imponentes, aportando un veteado sinuoso para vivir en simbiosis con la naturaleza tanto en interiores domésticos y áreas residenciales como en espacios públicos.

## EXCLUSIVE BRAZILIAN GRANITE

Brazil is the home of the granite formations that inspire this collection. **Manaos** evokes all the charm of these striking surfaces, with sinuous veins that bring nature's beauty to the interiors of homes, residential areas and public spaces.

## GRANITE BRÉSILIEN EXCLUSIF

Le Brésil compte des formations de granite desquelles s'inspire cette collection. **Manaos** évoque le charme de ces surfaces imposantes, offrant une veinure sinueuse pour vivre en symbiose avec la nature tant dans les intérieurs domestiques et les aires résidentielles que dans des espaces publics.



Rvto. / Wall / Rvtm.: **Manaos Dark 45x90 - Malla Cromat Gris 30x30 (7x7) Semipulido**  
Pvto. / Floor / Sol: **Manaos Dark 90x90**




**Formatos / Sizes / Formats**

<b>90x180</b> 35,43"x70,86"
<b>60x120</b> 23,62"x47,24"

<b>45x90</b> 17,71"x35,43"
-------------------------------

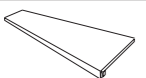
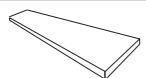
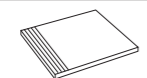
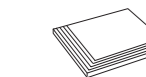

<b>120x120</b> 47,24"x47,24"
<b>90x90</b> 35,43"x35,43"

 <b>30x30 (7x7)</b> 11,81"x11,81"
--

Disponible en todos los colores. /  
Available in all colours. /  
Disponible dans toutes les couleurs.

**Piezas especiales / Special pieces / Pièces especiales**

Consultar en página / Consult page / Consulter en page: 246

*PELDAÑO GRADONE 	*ÁNGULO GRADONE 	*PELDAÑO ROMO RANURADO 
*ÁNGULO PELDAÑO RANURADO 	*RODAPIÉ C/ROMO 	

**Colores disponibles / Available colours / Couleurs disponibles**



Rvta. / Wall / Rvrm.: **Manaos Earth 60x120**  
Pvto. / Floor / Sol: **Manaos Earth 60x120**



**Manaos White**

● 90x180	Rec.	M139	035.505.0108.09431	
● 60x120	Rec.	M90	035.869.0108.09431	
● 45x90	Rec.	M54	035.805.0108.09431	
● 120x120	Rec.	M126	035.120.0108.09431	
● 90x90	Rec.	M86	035.804.0108.09431	

**Manaos Pearl**

● 90x180	Rec.	M139	035.505.0169.09431	
● 60x120	Rec.	M90	035.869.0169.09431	
● 45x90	Rec.	M54	035.805.0169.09431	
● 120x120	Rec.	M126	035.120.0169.09431	
● 90x90	Rec.	M86	035.804.0169.09431	

**Manaos Dark**

● 90x180	Rec.	M139	035.505.0184.09431	
● 60x120	Rec.	M90	035.869.0184.09431	
● 45x90	Rec.	M54	035.805.0184.09431	
● 120x120	Rec.	M126	035.120.0184.09431	
● 90x90	Rec.	M86	035.804.0184.09431	

**Manaos Earth**

● 90x180	Rec.	M139	035.505.0469.09431	
● 60x120	Rec.	M90	035.869.0469.09431	
● 45x90	Rec.	M54	035.805.0469.09431	
● 120x120	Rec.	M126	035.120.0469.09431	
● 90x90	Rec.	M86	035.804.0469.09431	

**Malla Manaos**

● White	30x30(7) Malla	M170	021.590.0108.09431	
● Pearl	30x30(7) Malla	M170	021.590.0169.09431	
● Dark	30x30(7) Malla	M170	021.590.0184.09431	
● Earth	30x30(7) Malla	M170	021.590.0469.09431	

**Empaquetado / Packaging / Emballage**

Formato	pz/cj	m <sup>2</sup> /cj	cj/pl	m <sup>2</sup> /pl	kg/cj	kg/pl
90x180	1	1.62	24	38.88	45.50	1,152.00
60x120	2	1.44	32	46.08	34.00	1,113.00
45x90	3	1.21	44	53.24	28.70	1,282.80
120x120	1	1.44	36	51.84	38.40	1,422.40
90x90	2	1.62	27	43.74	42.00	1,164.00
30x30(7)	11	1.00	42	42.00	23.10	990.20



Pvta. / Floor / Sol: **Manaos White 90x180**

# NUVOLE

## DELICADEZA DE VANGUARDIA

Diseñado para conquistar los corazones más exigentes llega desde Cerdeña **Nuvole**, una interpretación del clásico mármol Breccia Sarda en una paleta de tonos cálidos y fríos que lo convierten en una apuesta segura para los ambientes más sofisticados.

## AVANT-GARDE DELICACY

Designed to win over even the most demanding hearts, **Nuvole** comes straight from Sardinia in a reinterpretation of the classic Breccia Sarda marble in a range of warm and cool tones that make it the perfect choice for the most sophisticated settings.

## DÉLICATESSE AVANT-GARDISTE

Conçue pour ravir les cœurs les plus exigeants, **Nuvole** nous vient de Sardaigne et est une interprétation du marbre classique Breccia Sarda dans une palette de tons chauds et froids qui en font une valeur sûre pour les ambiances les plus sophistiquées.

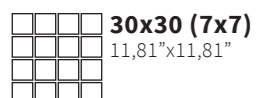



Rvto. / Wall / Rvrm.: **Nuvole Opalo 75x150 - Rovere Brown 25x150**  
Pvto. / Floor / Sol: **Nuvole Amber 75x150**

# NUVOLE



Formatos / Sizes / Formats



Disponibile en todas los colores. /  
Available in all colours. /  
Disponibile dans toutes les couleurs.

Códigos / Codes / Codes

**Nuvole Amber**  
● 75x150 Rec. M108 035.350.0382.03245 (MATT)

**Nuvole Opalo**  
● 75x150 Rec. M108 035.350.0059.03245 (MATT)

**Nuvole Silver**  
● 75x150 Rec. M108 035.350.0183.03245 (MATT)

**Nuvole Ferro**  
● 75x150 Rec. M108 035.350.0508.03245 (MATT)

**Malla Nuvole**  
● Amber 30x30(7) Malla M170 021.590.0382.03245 (MATT)  
● Opalo 30x30(7) Malla M170 021.590.0059.03245 (MATT)  
● Silver 30x30(7) Malla M170 021.590.0183.03245 (MATT)  
● Ferro 30x30(7) Malla M170 021.590.0508.03245 (MATT)

Empaquetado / Packaging / Emballage

Formato	pz/cj	m <sup>2</sup> /cj	cj/pl	m <sup>2</sup> /pl	kg/cj	kg/pl
75x150	1	1.13	40	45.20	28.00	1,184.00
30x30(7)	11	1.00	42	42.00	23.10	990.20

Piezas especiales / Special pieces / Pieces especiales

Consultar en página / Consult page / Consulter en page: 246

*PELDAÑO GRADONE	*ÁNGULO GRADONE	*PELDAÑO ROMO RANURADO
*ÁNGULO PELDAÑO RANURADO		*RODAPIÉ C/ROMO

Colores disponibles / Available colours / Couleurs disponibles



Rvto. / Wall / Rvtn.: Nuvole Ferro 75x150 – Rovere Brown 25x150  
Pvto. / Floor / Sol: Nuvole Silver 75x150

# SLATE

## LA BELLEZA NATURAL DE LA PIZARRA GALESA

Viaja en el tiempo al mundo de las pizarras más bellas de Gales, adéntrate en el paisaje más natural de elevado valor estético. **Slate** reinterpreta este universo milenario ensamblando la pureza de las texturas de este material único con las innumerables prestaciones del gres porcelánico de gran formato. Esta colección reproduce el movimiento sinuoso de las pizarras adaptándose a diferentes estilos de diseño e introduciendo los matices propios de su materia. Slate, ineludible para grandes interiores en los que se busca la reproducción más fiel de la naturaleza.

## THE NATURAL BEAUTY OF WELSH SLATE

Travel through time to the world of the most beautiful Welsh slates and explore the most spectacular natural landscapes. **Slate** reinterprets this thousand-year-old universe by fusing the purity of the textures in this unique rock with the numerous features of large format porcelain stoneware. This collection reflects the swirling movements of slate and adapts its distinctive shades and features to a range of design styles. Slate, indispensable for large interiors where the aim is to accurately reproduce natural surroundings.

## LA BEAUTÉ NATURELLE DE L'ARDOISE GALLOISE

Voyagez dans le temps au monde des plus belles ardoises du pays de Galles, pénétrez dans le paysage le plus naturel d'une haute valeur esthétique. **Slate** réinterprète cet univers millénaire en joignant la pureté des textures de ce matériau unique avec les innombrables prestations du grès cérame de grand format. Cette collection reproduit le mouvement sinueux des ardoises, en s'adaptant à différents styles de design et en introduisant les nuances propres à sa matière. Slate, indispensable pour de grands intérieurs où l'on cherche à reproduire la nature le plus fidèlement possible.



Rvto. / Wall / Rvtn.: **Slate Silver 30x60 Rectificado - Slate Moka 30x60 Rectificado**  
Pvto. / Floor / Sol: **Slate Moka 60x120 Rectificado**

# SLATE



COMPACTTO PEDRA

Formatos / Sizes / Formats

**60x120**  
23,62"x47,24"

**37,5x75**  
14,76"x29,53"

**30x60**  
11,81"x23,62"

**30x30 (7x7)**  
11,81"x11,81"

Disponible en todos los colores. /  
Available in all colours. /  
Disponible dans toutes les couleurs.

Piezas especiales / Special pieces / Pieces especiales

Consultar en página / Consult page / Consulter en page: 246

*PELDAÑO GRADONE	*ÁNGULO GRADONE	*PELDAÑO ROMO RANURADO
*ÁNGULO PELDAÑO RANURADO		*RODAPIÉ C/ROMO

Colores disponibles / Available colours / Couleurs disponibles



COMPACTTO PEDRA  
GRES PORCELÁNICO RECTIFICADO · RECTIFIED PORCELAIN TILES · GRÈS CÉRAMÉ RECTIFIÉE

COMPACTTO PEDRA SEMIPULIDO  
GRES PORCELÁNICO SEMIPULIDO RECTIFICADO · RECTIFIED SEMIPOLISHED PORCELAIN TILES · GRÈS CÉRAMÉ SEMIPOLI RECTIFIÉE



Rvto. / Wall / Rvtrm.: Wood Silver 20x120  
Pvto. / Floor / Sol: Slate Grafito 60x120 Rectificado

**Slate Grafito**

● 60x120	Rec.	M90	035.869.0068.02968	MAT7
● 60x120	Rec.	M103	039.869.0068.02968	SP
● 37,5x75	Rec.	M72	035.860.0068.02968	MAT7
● 37,5x75	Rec.	M81	039.860.0068.02968	SP
● 30x60	Rec.	M52	035.450.0068.02968	MAT7
● 30x60	Rec.	M65	039.450.0068.02968	SP

**Slate Silver**

● 60x120	Rec.	M90	035.869.0183.02968	MAT7
● 60x120	Rec.	M103	039.869.0183.02968	SP
● 37,5x75	Rec.	M72	035.860.0183.02968	MAT7
● 37,5x75	Rec.	M81	039.860.0183.02968	SP
● 30x60	Rec.	M52	035.450.0183.02968	MAT7
● 30x60	Rec.	M65	039.450.0183.02968	SP

**Slate Moka**

● 60x120	Rec.	M90	035.869.0240.02968	MAT7
● 60x120	Rec.	M103	039.869.0240.02968	SP
● 37,5x75	Rec.	M72	035.860.0240.02968	MAT7
● 37,5x75	Rec.	M81	039.860.0240.02968	SP
● 30x60	Rec.	M52	035.450.0240.02968	MAT7
● 30x60	Rec.	M65	039.450.0240.02968	SP

**Malla Slate**

● Grafito	30x30(7) Malla	M170	021.590.0068.02968	MAT7
● Grafito	30x30(7) Malla	M170	040.590.0068.02968	SP
● Silver	30x30(7) Malla	M170	021.590.0183.02968	MAT7
● Silver	30x30(7) Malla	M170	040.590.0183.02968	SP
● Moka	30x30(7) Malla	M170	021.590.0240.02968	MAT7
● Moka	30x30(7) Malla	M170	040.590.0240.02968	SP

**Empaquetado / Packaging / Emballage**

Formato	pz/cj	m <sup>2</sup> /cj	cj/pl	m <sup>2</sup> /pl	kg/cj	kg/pl
60x120	2	1.44	32	46.08	34.00	1,113.00
37,5x75	6	1.69	32	54.08	41.00	1,332.00
30x60	6	1.08	48	51.84	22.50	1,100.00
30x30(7)	11	1.00	42	42.00	23.10	990.20



Rvto. / Wall / Rvtm.: **Slate Moka 30x60 Rectificado**  
 Pvto. / Floor / Sol: **Slate Moka 60x120 Sempulido**

# STONE

## UN MUNDO DE SENSACIONES PÉTREAS VOLCÁNICAS

Único y con historia. Partiendo de la pureza de las piedras volcánicas, **Stone** transmite un mundo de sensaciones a través de piezas de diversidad de tamaños con un entramado cromático y de texturas que rompe la monocromía. Con un veteado que aporta personalidad, surge también para combinarse con otras colecciones que evocan materiales de diversos orígenes, dando lugar a espacios donde se establece un diálogo constante con el paisaje. Stone como juego de tramas pétreas en dos gamas de tonalidades, cálidas y frías.

## A WORLD OF VOLCANIC SENSATIONS

Unique and full of history. Based on the purity of volcanic rocks, **Stone** transmits a world of sensations through pieces in a wide range of sizes and colours interwoven with textures to break up single blocks of colour. Its characterful veining makes it an ideal partner to combine with other collections reminiscent of a range of different materials, creating spaces in constant dialogue with the landscape. Stone, an interplay of stony patterns in two colour ranges, warm and cold.

## UN MONDE DE SENSATIONS PIERREUSES VOLCANIQUES

Unique et avec une histoire. Partant de la pureté des pierres volcaniques, **Stone** transmet un monde de sensations à travers des pièces de diverses tailles présentant une trame chromatique et de textures, qui rompt la monochromie. Avec une veinure qui apporte de la personnalité, Stone peut également se combiner avec d'autres collections qui évoquent des matériaux de diverses origines, donnant lieu à des espaces où s'établit un dialogue constant avec le paysage. Stone, un jeu de trames pierreuses dans deux gammes de tonalités, chaudes et froides.



Rvto. / Wall / Rvtm.: **Stone Desert 60x120 Rectificado - Wood Desert 20x120**  
Pvto. / Floor / Sol: **Stone Desert 60x120 Rectificado**

# STONE



COMPACTTO PEDRA

Formatos / Sizes / Formats

**60x120**  
23,62"x47,24"

**30x30 (7x7)**  
11,81"x11,81"

Disponibile en todos los colores. /  
Available in all colours. /  
Disponibile dans toutes les couleurs.

Códigos / Codes / Codes

#### Stone Opalo

● 60x120	Rec.	M90	035.869.0059.00038	MATT
● 60x120	Rec.	M103	039.869.0059.00038	SP

#### Stone Desert

● 60x120	Rec.	M90	035.869.0364.00038	MATT
● 60x120	Rec.	M103	039.869.0364.00038	SP

#### Stone Magma

● 60x120	Rec.	M90	035.869.0249.00038	MATT
● 60x120	Rec.	M103	039.869.0249.00038	SP

#### Malla Stone

● Opalo	30x30(7) Malla	M170	021.590.0059.00038	MATT
● Opalo	30x30(7) Malla	M170	040.590.0059.00038	SP
● Magma	30x30(7) Malla	M170	021.590.0249.00038	MATT
● Magma	30x30(7) Malla	M170	040.590.0249.00038	SP
● Desert	30x30(7) Malla	M170	021.590.0364.00038	MATT
● Desert	30x30(7) Malla	M170	040.590.0364.00038	SP

Empaquetado / Packaging / Emballage

Formato	pz/cj	m <sup>2</sup> /cj	cj/pl	m <sup>2</sup> /pl	kg/cj	kg/pl
60x120	2	1.44	32	46.08	34.00	1,113.00
30x30(7)	11	1.00	42	42.00	23.10	990.20

Piezas especiales / Special pieces / Pieces especiales

Consultar en página / Consult page / Consulter en page: 246

*PELDAÑO GRADONE	*ÁNGULO GRADONE	*PELDAÑO ROMO RANURADO
*ÁNGULO PELDAÑO RANURADO		*RODAPIÉ C/ROMO

Colores disponibles / Available colours / Couleurs disponibles



COMPACTTO PEDRA  
GRES PORCELÁNICO RECTIFICADO · RECTIFIED PORCELAIN TILES · GRÈS CÉRAMÉ RECTIFIÉE

COMPACTTO PEDRA SEMIPULIDO  
GRES PORCELÁNICO SEMIPULIDO RECTIFICADO · RECTIFIED SEMIPOLISHED PORCELAIN TILES · GRÈS CÉRAMÉ SEMIPOLI RECTIFIÉE



Rvto. / Wall / Rvtrm.: Wood Silver 20x120  
Pvto. / Floor / Sol: Stone Opalo 60x120 Semipulido





UNIVERSE

# DRESDEN



Formatos / Sizes / Formats

**30x60**  
11,81"x23,62"  
REC.

**90x90**  
35,43"x35,43"  
**60x60**  
23,62"x23,62"  
REC. REC.

**30x30 (7x7)**  
11,81"x11,81"




- Dresden Blanco 30x60 Rec. M37 017.450.0012.09828
- Dresden Blanco 90x90 Rec. M79 017.804.0012.09828
- Dresden Blanco 60x60 Rec. M37 017.840.0012.09828
- Dresden Blanco 30x30(7) Malla M170 025.590.0012.09828



- Dresden Perla 30x60 Rec. M37 017.450.0037.09828
- Dresden Perla 90x90 Rec. M79 017.804.0037.09828
- Dresden Perla 60x60 Rec. M37 017.840.0037.09828
- Dresden Perla 30x30(7) Malla M170 025.590.0037.09828



- Dresden Gris 30x60 Rec. M37 017.450.0002.09828
- Dresden Gris 90x90 Rec. M79 017.804.0002.09828
- Dresden Gris 60x60 Rec. M37 017.840.0002.09828
- Dresden Gris 30x30(7) Malla M170 025.590.0002.09828



- Dresden Taupe 30x60 Rec. M37 017.450.0285.09828
- Dresden Taupe 90x90 Rec. M79 017.804.0285.09828
- Dresden Taupe 60x60 Rec. M37 017.840.0285.09828
- Dresden Taupe 30x30(7) Malla M170 025.590.0285.09828



Pvto. / Floor / Sol: Dresden Perla 90x90

## Piezas especiales / Special pieces / Pièces especiales

Consultar en página / Consult on page / Consulter en page: 340

*PELDAÑO GRADONE	*ÁNGULO GRADONE	*PELDAÑO RANURADO	*ÁNGULO RANURADO	*RODAPIÉ C/ROMO

## Empaquetado / Packaging / Emballage

Formato	pz/cj	m <sup>2</sup> /cj	cj/pl	m <sup>2</sup> /pl	kg/cj	kg/pl
30x60	6	1.08	48	51.84	22.50	1,100.00
90x90	2	1.62	27	43.74	42.00	1,164.00
60x60	4	1.44	30	43.20	30.00	920.00
30x30(7)	11	1.00	42	42.00	23.10	990.20

# DUPLOCEM



Formatos / Sizes / Formats

**60x120**  
23,62"x47,24"

**30x60**  
11,81"x23,62"  
REC. REC.

**20x120**  
7,87"x47,24"  
REC.

**45x90**  
17,71"x35,43"  
REC.

**60x60**  
23,62"x23,62"  
REC.


**30x30 (7x7)**  
11,81"x11,81"

**60x120**  
23,62"x47,24"  
REC. 20 MM


**60,5x60,5**  
23,81"x23,81"  
REC. 20 MM




- Duplocem Marfil 60x120 (20 mm) Rec. M139 017.390.0033.02509
- Duplocem Marfil 60x120 Rec. M72 017.869.0033.02509
- Duplocem Marfil 45x90 Rec. M43 017.805.0033.02509
- Duplocem Marfil 30x60 Rec. M37 017.450.0033.02509
- Duplocem Marfil 20x120 Rec. M59 017.871.0033.02509
- Duplocem Marfil 60,5x60,5 (20 mm) Rec. M102 017.701.0033.02509
- Duplocem Marfil 60x60 Rec. M37 017.840.0033.02509
- Duplocem Marfil 30x30(7) Malla M170 025.590.0033.02509




- Duplocem Taupe 60x120 (20 mm) Rec. M139 017.390.0285.02509
- Duplocem Taupe 60x120 Rec. M72 017.869.0285.02509
- Duplocem Taupe 45x90 Rec. M43 017.805.0285.02509
- Duplocem Taupe 30x60 Rec. M37 017.450.0285.02509
- Duplocem Taupe 20x120 Rec. M59 017.871.0285.02509
- Duplocem Taupe 60,5x60,5 (20 mm) Rec. M102 017.701.0285.02509
- Duplocem Taupe 60x60 Rec. M37 017.840.0285.02509
- Duplocem Taupe 30x30(7) Malla M170 025.590.0285.02509



- Duplocem White 60x120 (20 mm) Rec. M139 017.390.0108.02509
- Duplocem White 60x120 Rec. M72 017.869.0108.02509
- Duplocem White 45x90 Rec. M43 017.805.0108.02509
- Duplocem White 30x60 Rec. M37 017.450.0108.02509
- Duplocem White 20x120 Rec. M59 017.871.0108.02509
- Duplocem White 60,5x60,5 (20 mm) Rec. M102 017.701.0108.02509
- Duplocem White 60x60 Rec. M37 017.840.0108.02509
- Duplocem White 30x30(7) Malla M170 025.590.0108.02509



- Duplocem Perla 60x120 (20 mm) Rec. M139 017.390.0037.02509
- Duplocem Perla 60x120 Rec. M72 017.869.0037.02509
- Duplocem Perla 45x90 Rec. M43 017.805.0037.02509
- Duplocem Perla 30x60 Rec. M37 017.450.0037.02509
- Duplocem Perla 20x120 Rec. M59 017.871.0037.02509
- Duplocem Perla 60,5x60,5 (20 mm) Rec. M102 017.701.0037.02509
- Duplocem Perla 60x60 Rec. M37 017.840.0037.02509
- Duplocem Perla 30x30(7) Malla M170 025.590.0037.02509



- Duplocem Gris 60x120 (20 mm) Rec. M139 017.390.0002.02509
- Duplocem Gris 60x120 Rec. M72 017.869.0002.02509
- Duplocem Gris 45x90 Rec. M43 017.805.0002.02509
- Duplocem Gris 30x60 Rec. M37 017.450.0002.02509
- Duplocem Gris 20x120 Rec. M59 017.871.0002.02509
- Duplocem Gris 60,5x60,5 (20 mm) Rec. M102 017.701.0002.02509
- Duplocem Gris 60x60 Rec. M37 017.840.0002.02509
- Duplocem Gris 30x30(7) Malla M170 025.590.0002.02509



Pvto. / Floor / Sol: Duplocem Marfil 45x90

## Piezas especiales / Special pieces / Pièces especiales

Consultar en página / Consult on page / Consulter en page: 340

*PELDAÑO GRADONE	*ÁNGULO GRADONE	*PELDAÑO RANURADO	*ÁNGULO RANURADO	*RODAPIÉ C/ROMO

## Empaquetado / Packaging / Emballage

Formato	pz/cj	m²/cj	cj/pl	m²/pl	kg/cj	kg/pl
60x120 (20 mm)	1	0.72	32	23.04	34.50	1,124.00
60x120	2	1.44	32	46.08	34.00	1,113.00
45x90	3	1.21	44	53.24	28.70	1,282.80
30x60	6	1.08	48	51.84	22.50	1,100.00
20x120	6	1.44	44	63.36	32.00	1,428.00
60,5x60,5 (20 mm)	2	0.73	30	21.90	32.80	1,004.00
60x60	4	1.44	30	43.20	30.00	920.00
30x30(7)	11	1.00	42	42.00	23.10	990.20

# DUPLOSTONE



Formatos / Sizes / Formats

**60x120**  
23,62"x47,24"

**30x60**  
11,81"x23,62"

**45x90**  
17,71"x35,43"

**90x90**  
35,43"x35,43"


**75x75**  
29,53"x29,53"

**60x60**  
23,62"x23,62"

**30x30 (7x7)**  
11,81"x11,81"

**60x120**  
23,62"x47,24"

**60,5x60,5**  
23,81"x23,81"




- Duplostone Perla 60x120 (20 mm) Rec. M139 017.390.0037.02341
- Duplostone Perla 60x120 Rec. M72 017.869.0037.02341
- Duplostone Perla 45x90 Rec. M43 017.805.0037.02341
- Duplostone Perla 30x60 Rec. M37 017.450.0037.02341
- Duplostone Perla 90x90 Rec. M102 017.804.0037.02341
- Duplostone Perla 75x75 Rec. M48 017.875.0037.02341
- Duplostone Perla 60,5x60,5 (20 mm) Rec. M102 017.701.0037.02341
- Duplostone Perla 60x60 Rec. M37 017.840.0037.02341
- Duplostone Perla 30x30(7) Malla M170 025.590.0037.02341



- Duplostone Marengo 60x120 (20 mm) Rec. M139 017.390.0028.02341
- Duplostone Marengo 60x120 Rec. M72 017.869.0028.02341
- Duplostone Marengo 45x90 Rec. M43 017.805.0028.02341
- Duplostone Marengo 30x60 Rec. M37 017.450.0028.02341
- Duplostone Marengo 90x90 Rec. M102 017.804.0028.02341
- Duplostone Marengo 75x75 Rec. M48 017.875.0028.02341
- Duplostone Marengo 60,5x60,5 (20 mm) Rec. M102 017.701.0028.02341
- Duplostone Marengo 60x60 Rec. M37 017.840.0028.02341
- Duplostone Marengo 30x30(7) Malla M170 025.590.0028.02341



- Duplostone Marfil 60x120 (20 mm) Rec. M139 017.390.0033.02341
- Duplostone Marfil 60x120 Rec. M72 017.869.0033.02341
- Duplostone Marfil 45x90 Rec. M43 017.805.0033.02341
- Duplostone Marfil 30x60 Rec. M37 017.450.0033.02341
- Duplostone Marfil 90x90 Rec. M102 017.804.0033.02341
- Duplostone Marfil 75x75 Rec. M48 017.875.0033.02341
- Duplostone Marfil 60,5x60,5 (20 mm) Rec. M102 017.701.0033.02341
- Duplostone Marfil 60x60 Rec. M37 017.840.0033.02341
- Duplostone Marfil 30x30(7) Malla M170 025.590.0033.02341



- Duplostone Gris 60x120 (20 mm) Rec. M139 017.390.0002.02341
- Duplostone Gris 60x120 Rec. M72 017.869.0002.02341
- Duplostone Gris 45x90 Rec. M43 017.805.0002.02341
- Duplostone Gris 30x60 Rec. M37 017.450.0002.02341
- Duplostone Gris 90x90 Rec. M102 017.804.0002.02341
- Duplostone Gris 75x75 Rec. M48 017.875.0002.02341
- Duplostone Gris 60,5x60,5 (20 mm) Rec. M102 017.701.0002.02341
- Duplostone Gris 60x60 Rec. M37 017.840.0002.02341
- Duplostone Gris 30x30(7) Malla M170 025.590.0002.02341



Rvto. / Wall / Rvtrm.: Duplostone Gris 75x75 – Duploverd Taupe 20x120



Rvto. / Wall / Rvtrm.: Duplostone Marfil 60x120  
Rvto. / Floor / Sol: Duplostone Marfil 75x75

## Piezas especiales / Special pieces / Pièces especiales

Consultar en página / Consult on page / Consulter en page: 340

*PELDAÑO GRADONE	*ÁNGULO GRADONE	*PELDAÑO RANURADO	*ÁNGULO RANURADO	*RODAPIÉ C/ROMO

## Empaquetado / Packaging / Emballage

Formato	pz/cj	m²/cj	cj/pl	m²/pl	kg/cj	kg/pl
60x120 (20 mm)	1	0.72	32	23.04	34.50	1,124.00
60x120	2	1.44	32	46.08	34.00	1,113.00
45x90	3	1.21	44	53.24	28.70	1,282.80
30x60	6	1.08	48	51.84	22.50	1,100.00
90x90	2	1.62	27	43.74	42.00	1,164.00
75x75	3	1.69	30	50.70	41.20	1,256.00
60,5x60,5 (20 mm)	2	0.73	30	21.90	32.80	1,004.00
60x60	4	1.44	30	43.20	30.00	920.00
30x30(7)	11	1.00	42	42.00	23.10	990.20

# DUPLOVERD



Formatos / Sizes / Formats

**20x120**  
7,87"x47,24" **REC.**

**30x30 (2,5x7)**  
11,81"x11,81"



● Duploverd	Light	20x120	Rec.	M59	017.871.0204.02528	
● Duploverd	Light	30x30(2,5x7)	Malla	P33	025.618.0204.02528	



● Duploverd	Argent	20x120	Rec.	M59	017.871.0135.02528	
● Duploverd	Argent	30x30(2,5x7)	Malla	P33	025.618.0135.02528	



● Duploverd	Taupe	20x120	Rec.	M59	017.871.0285.02528	
● Duploverd	Taupe	30x30(2,5x7)	Malla	P33	025.618.0285.02528	



● Duploverd	Noce	20x120	Rec.	M59	017.871.0160.02528	
● Duploverd	Noce	30x30(2,5x7)	Malla	P33	025.618.0160.02528	



Rvto. / Wall / Rvrm.: **Duplocecm Perla 60x120**  
Pyto. / Floor / Sol: **Duploverd Taupe 20x120 - Duplocecm Perla 60x120**

## Piezas especiales / Special pieces / Pieces especiales

Consultar en página / Consult on page / Consulter en page: 340

*PELDAÑO GRADONE	*ÁNGULO GRADONE	*PELDAÑO RANURADO	*ÁNGULO RANURADO	*RODAPIÉ C/ROMO

## Empaquetado / Packaging / Emballage

Formato	pz/cj	m²/cj	cj/pl	m²/pl	kg/cj	kg/pl
20x120	6	1,44	44	63,36	32,00	1,428,00
30x30(2,5x7)	11	1,00	48	48,00	20,00	980,00

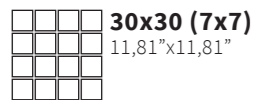
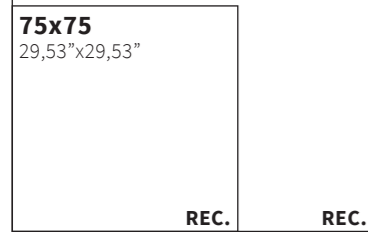
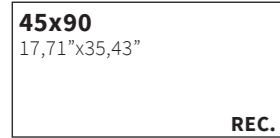
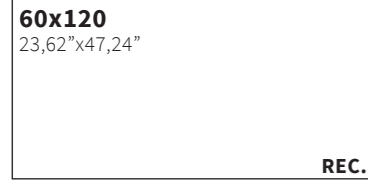
# ERDING



DECORSTONE

LUXGLASS

Formatos / Sizes / Formats



● Erding Pearl 60x120 Rec. M72 017.869.0169.00714
● Erding Pearl 60x120 Rec. M90 050.869.0169.00714
● Erding Pearl 45x90 Rec. M43 017.805.0169.00714
● Erding Pearl 45x90 Rec. M61 050.805.0169.00714
● Erding Pearl 120x120 Rec. M117 017.120.0169.00714
● Erding Pearl 120x120 Rec. M134 050.120.0169.00714
● Erding Pearl 75x75 Rec. M48 017.875.0169.00714
● Erding Pearl 75x75 Rec. M61 050.875.0169.00714
● Erding Pearl 30x30(7) Malla M170 025.590.0169.00714
● Erding Pearl 30x30(7) Malla M170 051.590.0169.00714



● Erding Ash 60x120 Rec. M72 017.869.0344.00714
● Erding Ash 60x120 Rec. M90 050.869.0344.00714
● Erding Ash 45x90 Rec. M43 017.805.0344.00714
● Erding Ash 45x90 Rec. M61 050.805.0344.00714
● Erding Ash 120x120 Rec. M117 017.120.0344.00714
● Erding Ash 120x120 Rec. M134 050.120.0344.00714
● Erding Ash 75x75 Rec. M48 017.875.0344.00714
● Erding Ash 75x75 Rec. M61 050.875.0344.00714
● Erding Ash 30x30(7) Malla M170 025.590.0344.00714
● Erding Ash 30x30(7) Malla M170 051.590.0344.00714



Rvto. / Wall / Rvtm.: **Erding Ash 45x90 Rectificado**  
 Pvto. / Floor / Sol: **Erding Ash 45x90 Rectificado**

DECORSTONE  
GRES PORCELÁNICO RECTIFICADO · RECTIFIED PORCELAIN TILES · GRÈS CÉRAME RECTIFIÉE

LUXGLASS  
GRES PORCELÁNICO RECTIFICADO · RECTIFIED PORCELAIN TILES · GRÈS CÉRAME RECTIFIÉE

## Piezas especiales / Special pieces / Pieces especiales

Consultar en página / Consult on page / Consulter en page: 340

*PELDAÑO GRADONE	*ÁNGULO GRADONE	*PELDAÑO RANURADO	*ÁNGULO RANURADO	*RODAPIÉ C/ROMO / RÓDAPÍE DECORADO (LUXGLASS)

## Empaquetado / Packaging / Emballage

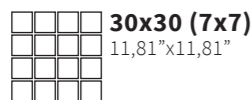
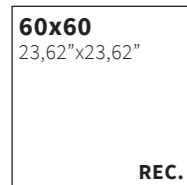
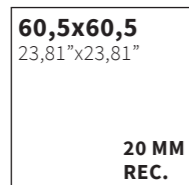

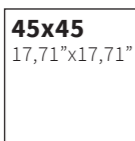
Formato	pz/cj	m <sup>2</sup> /cj	cj/pl	m <sup>2</sup> /pl	kg/cj	kg/pl
60x120	2	1.44	32	46.08	34.00	1.113.00
45x90	3	1.21	44	53.24	28.70	1.282.80
120x120	1	1.44	36	51.84	38.40	1.422.40
75x75	3	1.69	30	50.70	41.20	1.256.00
30x30(7)	11	1.00	42	42.00	23.10	990.20

# ESSEN

COMPACTTO PEDRA  
GRES PORCELÁNICO · PORCELAIN TILES · GRÈS CÉRAME



Formatos / Sizes / Formats



- Essen Sand 45x90 Rec. M48 035.805.0119.00304
- Essen Sand 90x90 Rec. M79 035.804.0119.00304
- Adz. Essen Sand 60,8x60,8 M39 011.440.0119.00411
- Essen Sand 60,8x60,8 M34 011.440.0119.00304
- Essen Sand 60,5x60,5 (20mm) Rec. M102 035.701.0119.00304
- Adz. Essen Sand 60x60 Rec. M48 035.840.0119.00411
- Essen Sand 60x60 Rec. M43 035.840.0119.00304
- Essen Sand 45x45 M26 011.302.0119.00304
- Essen Sand 30x30(7) Malla M170 021.590.0119.00304



- Rlv. Essen Sand 45x90 Rec. M48 035.805.0119.00345



- Essen Tortora 45x90 Rec. M48 035.805.0297.00304
- Essen Tortora 90x90 Rec. M79 035.804.0297.00304
- Essen Tortora 60,8x60,8 M34 011.440.0297.00304
- Essen Tortora 60x60 Rec. M43 035.840.0297.00304
- Essen Tortora 45x45 M26 011.302.0297.00304
- Essen Tortora 30x30(7) Malla M170 021.590.0297.00304



- Rlv. Essen Tortora 45x90 Rec. M48 035.805.0297.00345




- Essen Ash 45x90 Rec. M48 035.805.0344.00304
- Essen Ash 90x90 Rec. M79 035.804.0344.00304
- Adz. Essen Ash 60,8x60,8 M39 011.440.0344.00411
- Essen Ash 60,8x60,8 M34 011.440.0344.00304
- Essen Ash 60,5x60,5 (20mm) Rec. M102 035.701.0344.00304
- Adz. Essen Ash 60x60 Rec. M48 035.840.0344.00411
- Essen Ash 60x60 Rec. M43 035.840.0344.00304
- Essen Ash 45x45 M26 011.302.0344.00304
- Essen Ash 30x30(7) Malla M170 021.590.0344.00304



- Rlv. Essen Ash 45x90 Rec. M48 035.805.0344.00345



- Essen Zircon 45x90 Rec. M48 035.805.0139.00304
- Essen Zircon 90x90 Rec. M79 035.804.0139.00304
- Essen Zircon 60,8x60,8 M34 011.440.0139.00304
- Essen Zircon 60x60 Rec. M43 035.840.0139.00304
- Essen Zircon 45x45 M26 011.302.0139.00304
- Essen Zircon 30x30(7) Malla M170 021.590.0139.00304



- Rlv. Essen Zircon 45x90 Rec. M48 035.805.0139.00345



Rvto. / Wall / Rvtm.: **Rlv. Essen Sand 45x90**  
Pvto. / Floor / Sol: **Essen Tortora 45x90**

## Piezas especiales / Special pieces / Pièces especiales (No Rlv.)

Consultar en página / Consult on page / Consulter en page: 340

*PELDAÑO GRADONE	*ÁNGULO GRADONE	*PELDAÑO RANURADO	*ÁNGULO RANURADO	*RODAPIÉ C/ROMO

## Empaquetado / Packaging / Emballage

Formato	pz/cj	m²/cj	cj/pl	m²/pl	kg/cj	kg/pl
45x90	3	1.21	44	53.24	28.70	1,282.80
90x90	2	1.62	27	43.74	42.00	1,164.00
60,8x60,8	4	1.48	30	44.40	31.00	950.00
60,5x60,5 (20 mm)	2	0.73	30	21.90	32.80	1,004.00
60x60	4	1.44	30	43.20	30.00	920.00
45x45	6	1.22	52	63.44	25.80	1,361.60
30x30(7)	11	1.00	42	42.00	23.10	990.20





Formatos / Sizes / Formats

**20x60**  
7,87"x23,62"



● Essen Sand 20x60 M17 027.670.0119.00304



● Essen Ash 20x60 M17 027.670.0344.00304



● Essen Gris 20x60 M17 027.670.0002.00304



● Plauen 20x60 M17 027.670.0001.09630




● Mold. Metal Plata Mate 2x60,1 P25 028.293.0803.02466



● Mold. Metal Plata Brillo 2x60,1 P25 028.293.0804.02466

**Pavimento Coordinado /**  
Coordinated Flooring / Sol Coordinné:  
**EsSEN - Gres Porcelánico / Porcelain Tiles**  
/ Grès Cérame - Pág. / Page / Page 36



● Rlv. Essen Sand 20x60 M17 027.670.0119.00345



● Rlv. Essen Gris 20x60 M17 027.670.0002.00345



● Werden 20x60 M17 027.670.0001.09684



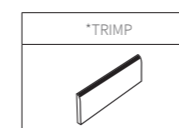
Rvto. / Wall / Rvrm.: **EsSEN Gris 20x60 - Werden 20x60**  
Pvto. / Floor / Sol: **Elk Teka 25x150**



Rvto. / Wall / Rvrm.: **EsSEN Sand 20x60 - Rlv. Essen Sand 20x60**  
Pvto. / Floor / Sol: **EsSEN Tortora 60x60**

**Piezas especiales / Special pieces / Pieces especiales (No Rlv. / No Dec.)**

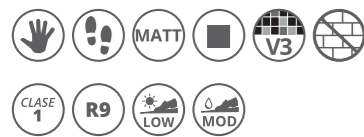
Consultar en página / Consult on page / Consulter en page: 340



**Empaquetado / Packaging / Emballage**


Formato	pz/cj	m <sup>2</sup> /cj	cj/pl	m <sup>2</sup> /pl	kg/cj	kg/pl
20x60	9	1.08	64	69.12	17.90	1,165.60
20x60 Plauen	10	1.20	64	76.80	19.50	1,268.00
2x60,1	10	-	-	-	2.05	-

# HESSE



Formatos / Sizes / Formats

**75x150**  
29,52"x59,05"  
**REC.**



● Hesse Sand 75x150 Rec. M108 035.350.0119.02920



● Hesse Tortora 75x150 Rec. M108 035.350.0297.02920



● Hesse Ash 75x150 Rec. M108 035.350.0344.02920



● Hesse Gris 75x150 Rec. M108 035.350.0002.02920



Pvto. / Floor / Sol: Hesse Gris 75x150

**Piezas especiales / Special pieces / Pièces especiales**

Consultar en página / Consult on page / Consulter en page: 340

*PELDAÑO GRADONE	*ÁNGULO GRADONE	*PELDAÑO RANURADO	*ÁNGULO RANURADO	*RODAPIÉ C/ROMO

**Empaquetado / Packaging / Emballage**

Formato	pz/cj	m <sup>2</sup> /cj	cj/pl	m <sup>2</sup> /pl	kg/cj	kg/pl
75x150	1	1.13	40	45.20	28.00	1.184.00

# JUBILEE



Formatos / Sizes / Formats


**45x45**  
17,71"x17,71"



PEI 4  
● Jubilee Ash 45x45  
M17 015.340.0344.00034



PEI 4  
● Jubilee White 45x45  
M17 015.340.0108.00034



PEI 4  
● Jubilee Bone 45x45  
M17 015.340.0413.00034



Rvto. / Wall / Rvrm.: **Bond St. Multi 25x50**  
Pvto. / Floor / Sol: **Jubilee Bone 45x45 - Mayfair Ocre 19,8x22,8**

**Piezas especiales / Special pieces / Pieces especiales**

Consultar en página / Consult on page / Consulter en page: 340

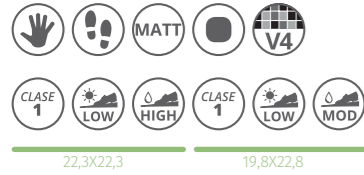
*PELDAÑO GRADONE	*ÁNGULO GRADONE	*RODAPIÉ C/ROMO

**Empaquetado / Packaging / Emballage**

Formato	pz/cj	m <sup>2</sup> /cj	cj/pl	m <sup>2</sup> /pl	kg/cj	kg/pl
45x45	7	1,42	52	73,84	26,13	1,378,76

# JUBILEE CARNABY

COMPACGLASS  
GRES PORCELÁNICO ESMALTADO · GLAZED PORCELAIN TILES · GRÈS CÉRAME ÉMAILLÉ

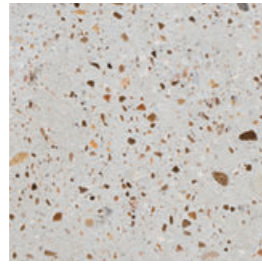


Formatos / Sizes / Formats


**19,8x22,8**  
7,79"x8,97"



**22,3x22,3**  
8,78"x8,78"



● Carnaby 22,3x22,3  
M50 015.826.0001.01878



● Carnaby 19,8x22,8  
M72 015.292.0001.01878



Rvto. / Wall / Rvrm.: **Omnia Neutro 30x60 - Carnaby 19,8x22,8 - Mayfair Grana 6,5x20**  
Pvto. / Floor / Sol: **Carnaby 19,8x22,8**



Rvto. / Wall / Rvrm.: **Mayfair Vert 19,8x22,8 - Carnaby 22,3x22,3**  
Pvto. / Floor / Sol: **Carnaby 22,3x22,3**

## Empaquetado / Packaging / Emballage

Formato	pz/cj	m <sup>2</sup> /cj	cj/pl	m <sup>2</sup> /pl	kg/cj	kg/pl
19,8x22,8 HEX	24	0.84	48	40.32	18.00	884.00
22,3x22,3	20	1.00	45	45.00	22.50	1.032.50

# JUBILEE DUDLEY

GRES PORCELÁNICO ESMALTADO RECTIFICADO · RECTIFIED GLAZED PORCELAIN TILES · GRÈS CÉRAME ÉMAILLÉ RECTIFIÉE

COMPACGLASS



Formatos / Sizes / Formats

**8x45**

3,15"x17,71"

REC.



List. Dudley Grafito 8x45 Rec. P46 041.654.0068.01820



List. Dudley Ocre 8x45 Rec. P46 041.654.0052.01820



List. Dudley Navi 8x45 Rec. P46 041.654.0118.01820



List. Dudley Grana 8x45 Rec. P46 041.654.0021.01820



List. Dudley Vert 8x45 Rec. P46 041.654.0543.01820



Rvto. / Wall / Rvrm.: Essen Sand 45x90 - List. Dudley Ocre 8x45

Empaquetado / Packaging / Emballage

Formato	pz/cj	m <sup>2</sup> /cj	cj/pl	m <sup>2</sup> /pl	kg/cj	kg/pl
8x45	6	-	-	-	4.80	-

# JUBILEE KEY

GRES PORCELÁNICO ESMALTADO RECTIFICADO · RECTIFIED GLAZED PORCELAIN TILES · GRÈS CÉRAME ÉMAILLÉ RECTIFIÉE

COMPACGLASS



Formatos / Sizes / Formats

**3x60**

1,18"x23,62"

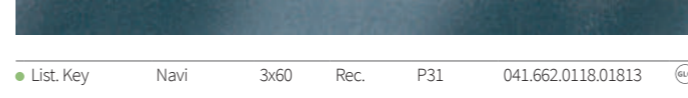
REC.



List. Key Grafito 3x60 Rec. P31 041.662.0068.01813




List. Key Grana 3x60 Rec. P31 041.662.0021.01813



List. Key Navi 3x60 Rec. P31 041.662.0118.01813



List. Key Ocre 3x60 Rec. P31 041.662.0052.01813



List. Key Vert 3x60 Rec. P31 041.662.0543.01813



Rvto. / Wall / Rvrm.: List. Key Vert 3x60 - Essen Sand 45x90

Empaquetado / Packaging / Emballage

Formato	pz/cj	m <sup>2</sup> /cj	cj/pl	m <sup>2</sup> /pl	kg/cj	kg/pl
3x60	10	-	-	-	4.52	-

# JUBILEE KILBURN

COMPACGLASS  
GRES PORCELÁNICO ESMALTADO · GLAZED PORCELAIN TILES · GRÈS CÉRAME ÉMAILLÉ



Formatos / Sizes / Formats

45x45  
17,71"x17,71"



● Kilburn Sand PEI 4  
M17 015.340.0119.00071 45x45

● Kilburn Gris PEI 4  
M17 015.340.0002.00071 45x45

● Kilburn Blue PEI 4  
M17 015.340.0111.00071 45x45



Rvto. / Wall / Rvrm.: Lambeth Natural 22,3x22,3  
Pvto. / Floor / Sol: Kilburn Gris 45x45



Rvto. / Wall / Rvrm.: Kilburn Blue 45x45 – Jubilee White 45x45  
Pvto. / Floor / Sol: Kilburn Blue 45x45

**Empaquetado / Packaging / Emballage**


Formato	pz/cj	m <sup>2</sup> /cj	cj/pl	m <sup>2</sup> /pl	kg/cj	kg/pl
45x45	7	1,42	52	73,84	26,13	1,378,76

# JUBILEE KINGSBURY




Formatos / Sizes / Formats

**19,8x22,8**  
7,79"x8,97"




● Kingsbury Grafito 19,8x22,8  
M72 015.292.0068.01761



● Kingsbury Navi 19,8x22,8  
M72 015.292.0118.01761




● Kingsbury Grana 19,8x22,8  
M72 015.292.0021.01761



● Kingsbury Negro 19,8x22,8  
M72 015.292.0003.01761



● Kingsbury Ocre 19,8x22,8  
M72 015.292.0052.01761



● Kingsbury Vert 19,8x22,8  
M72 015.292.0543.01761



● Kingsbury Blanco 19,8x22,8  
M72 015.292.0012.01761



Rvto. / Wall / Rvtm.: Kingsbury Grana 19,8x22,8



Rvto. / Wall / Rvtm.: Kingsbury Navi 19,8x22,8 - Essen Gris 45x90  
Pvto. / Floor / Sol.: Nera Abeto 25x150

**Empaquetado / Packaging / Emballage**

Formato	pz/cj	m <sup>2</sup> /cj	cj/pl	m <sup>2</sup> /pl	kg/cj	kg/pl
19,8x22,8	24	0.84	48	40.32	18.00	884.00

# JUBILEE LAMBETH

COMPACGLASS  
GRES PORCELÁNICO ESMALTADO · GLAZED PORCELAIN TILES · GRÈS CÉRAME ÉMAILLÉ



Formatos / Sizes / Formats


**19,8x22,8**  
7,79"x8,97"



**22,3x22,3**  
8,78"x8,78"



● Lambeth Cement 22,3x22,3  
M50 015.826.0418.01904



● Lambeth Cement 19,8x22,8  
M72 015.292.0418.01904



● Lambeth Natural 22,3x22,3  
M50 015.826.0102.01904



● Lambeth Natural 19,8x22,8  
M72 015.292.0102.01904



Rvto. / Wall / Rvtn.: Lambeth Natural 19,8x22,8



Rvto. / Wall / Rvtn.: Lambeth Natural 22,3x22,3  
Pvto. / Floor / Sol.: Kilburn Gris 45x45

## Empaquetado / Packaging / Emballage

Formato	pz/cj	m <sup>2</sup> /cj	cj/pl	m <sup>2</sup> /pl	kg/cj	kg/pl
19,8x22,8	24	0.84	48	40.32	18.00	884.00
22,3x22,3	20	1.00	45	45.00	22.50	1,032.50



# JUBILEE MAYFAIR 19,8x22,8


COMPACGLASS  
GRES PORCELÁNICO ESMALTADO  
GLAZED PORCELAIN TILES · GRÉS CÉRAMÉ ÉMAILLÉ




CLASE 1

Formatos / Sizes / Formats


19,8x22,8  
7,79"x8,97"




● Mayfair Grafito 19,8x22,8  
M72 015.292.0068.01955




● Mayfair Navi 19,8x22,8  
M72 015.292.0118.01955




● Mayfair Grana 19,8x22,8  
M72 015.292.0021.01955



● Mayfair Negro 19,8x22,8  
M72 015.292.0003.01955



● Mayfair Ocre 19,8x22,8  
M72 015.292.0052.01955



● Mayfair Vert 19,8x22,8  
M72 015.292.0543.01955



● Mayfair Blanco 19,8x22,8  
M72 015.292.0012.01955

# JUBILEE MAYFAIR 6,5x20 NEW 2021

COMPACGLASS  
GRES PORCELÁNICO ESMALTADO  
GLAZED PORCELAIN TILES · GRÉS CÉRAMÉ ÉMAILLÉ




Formatos / Sizes / Formats

6,5x20  
2,55"x7,87"



● Mayfair Grafito 6,5x20  
M72 015.511.0068.01955



● Mayfair Navi 6,5x20  
M72 015.511.0118.01955



● Mayfair Grana 6,5x20  
M72 015.511.0021.01955



● Mayfair Negro 6,5x20  
M72 015.511.0003.01955



● Mayfair Ocre 6,5x20  
M72 015.511.0052.01955




● Mayfair Vert 6,5x20  
M72 015.511.0543.01955



● Mayfair Blanco 6,5x20  
M72 015.511.0012.01955

COLOCACIONES / LAYOUTS / POSES



Rvto. / Wall / Rvtm.: Mayfair Grana 19,8x22,8 - Omnia Neutro 60x120



Rvto. / Wall / Rvtm.: Mayfair Navi 6,5x20  
Pvto. / Floor / Sol.: Oldmanor Tabaco 25x150

## Empaquetado / Packaging / Emballage

Formato	pz/cj	m <sup>2</sup> /cj	cj/pl	m <sup>2</sup> /pl	kg/cj	kg/pl
19,8x22,8	24	0.84	48	40.32	18.00	884.00

## Empaquetado / Packaging / Emballage

Formato	pz/cj	m <sup>2</sup> /cj	cj/pl	m <sup>2</sup> /pl	kg/cj	kg/pl
6,5x20	27	0.35	143	50.05	6.85	999.55

# JUBILEE SLOANE

COMPACGLASS  
GRES PORCELÁNICO ESMALTADO · GLAZED PORCELAIN TILES · GRÈS CÉRAME ÉMAILLÉ



Formatos / Sizes / Formats

**19,8x22,8**  
7,79"x8,97"



**22,3x22,3**  
8,77"x8,77"



● Sloane Cement 22,3x22,3 M50 015.826.0418.01913

● Sloane Cement 19,8x22,8 M72 015.292.0418.01913

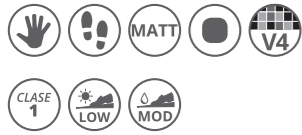


Rvto. / Wall / Rvtrm.: Sloane Cement 22,3x22,3 – Lambeth Natural 22,3x22,3 – Mayfair Navi 19,8x22,8  
Pvto. / Floor / Sol: Nera Roble 25x150

## Empaquetado / Packaging / Emballage

Formato	pz/cj	m <sup>2</sup> /cj	cj/pl	m <sup>2</sup> /pl	kg/cj	kg/pl
19,8x22,8	24	0.84	48	40.32	18.00	884.00
22,3x22,3	20	1.00	45	45.00	22.50	1.032.50

# JUBILEE WATERLOO



Formatos / Sizes / Formats

45x45  
17,71"x17,71"



Waterloo Pearl 45x45  
M17 015.340.0169.00053



Waterloo Sky 45x45  
M17 015.340.0524.00053



Waterloo Coal 45x45  
M17 015.340.0298.00053



Rvto. / Wall / Rvrm.: Wembley Artico 25x50 - Bond St. Artico 25x50  
Pvto. / Floor / Sol: Waterloo Sky 45x45



Rvto. / Wall / Rvrm.: Essen Ash 45x90 - Dudley Grana 8x45  
Pvto. / Floor / Sol: Waterloo Coal 45x45 - Elk Nera 25x150

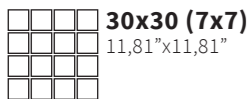
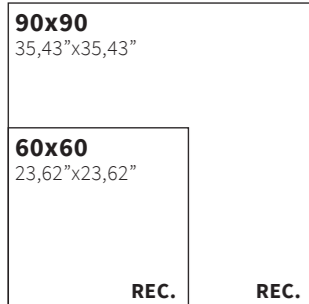
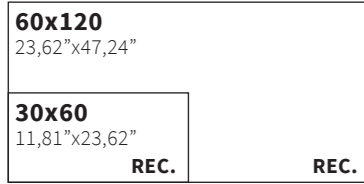
**Empaquetado / Packaging / Emballage**

Formato	pz/cj	m <sup>2</sup> /cj	cj/pl	m <sup>2</sup> /pl	kg/cj	kg/pl
45x45	7	1.42	52	73.84	26.13	1,378.76

# OMNIA



Formatos / Sizes / Formats



● Nabil Argent 30x30  
Malla P57  
021.635.0135.01510



● Nabil Noce 30x30  
Malla P57  
021.635.0160.01510



● Nielsen Argent 30x30  
Malla P71  
021.635.0135.01691




● Nielsen Noce 30x30  
Malla P71  
021.635.0160.01691




● Omnia Neutro 60x120 Rec. M81 035.869.0260.00099  
● Omnia Neutro 30x60 Rec. M43 035.450.0260.00099  
● Omnia Neutro 90x90 Rec. M79 035.804.0260.00099  
● Omnia Neutro 60x60 Rec. M43 035.840.0260.00099  
● Omnia Neutro 30x30(7) Malla M170 021.590.0260.00099




● Omnia Ash 60x120 Rec. M81 035.869.0344.00099  
● Omnia Ash 30x60 Rec. M43 035.450.0344.00099  
● Omnia Ash 90x90 Rec. M79 035.804.0344.00099  
● Omnia Ash 60x60 Rec. M43 035.840.0344.00099  
● Omnia Ash 30x30(7) Malla M170 021.590.0344.00099



● Omnia Argent 60x120 Rec. M81 035.869.0135.00099  
● Omnia Argent 30x60 Rec. M43 035.450.0135.00099  
● Omnia Argent 90x90 Rec. M79 035.804.0135.00099  
● Omnia Argent 60x60 Rec. M43 035.840.0135.00099  
● Omnia Argent 30x30(7) Malla M170 021.590.0135.00099




● Dec. Devon Silver 30x60 P103 036.781.0183.01807



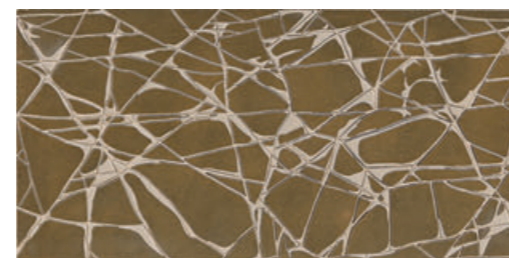
● Omnia Beige 60x120 Rec. M81 035.869.0007.00099  
● Omnia Beige 30x60 Rec. M43 035.450.0007.00099  
● Omnia Beige 90x90 Rec. M79 035.804.0007.00099  
● Omnia Beige 60x60 Rec. M43 035.840.0007.00099  
● Omnia Beige 30x30(7) Malla M170 021.590.0007.00099



● Omnia Sand 60x120 Rec. M81 035.869.0119.00099  
● Omnia Sand 30x60 Rec. M43 035.450.0119.00099  
● Omnia Sand 90x90 Rec. M79 035.804.0119.00099  
● Omnia Sand 60x60 Rec. M43 035.840.0119.00099  
● Omnia Sand 30x30(7) Malla M170 021.590.0119.00099



● Omnia Noce 60x120 Rec. M81 035.869.0160.00099  
● Omnia Noce 30x60 Rec. M43 035.450.0160.00099  
● Omnia Noce 90x90 Rec. M79 035.804.0160.00099  
● Omnia Noce 60x60 Rec. M43 035.840.0160.00099  
● Omnia Noce 30x30(7) Malla M170 021.590.0160.00099



● Dec. Devon Gold 30x60 P103 036.781.0189.01807



Rvto. / Wall / Rvtm.: Omnia Noce 60x120 - Malla Nielsen Noce 30x30  
Pvto. / Floor / Sol: Omnia Beige 90x90

## Piezas especiales / Special pieces / Pièces especiales

Consultar en página / Consult on page / Consulter en page: 340

*PELDAÑO GRADONE	*ÁNGULO GRADONE	*PELDAÑO RANURADO	*ÁNGULO RANURADO	*RODAPIÉ C/ROMO

## Empaquetado / Packaging / Emballage

Formato	pz/cj	m <sup>2</sup> /cj	cj/pl	m <sup>2</sup> /pl	kg/cj	kg/pl
60x120	2	1.44	32	46.08	34.00	1,113.00
30x60	6	1.08	48	51.84	22.50	1,100.00
90x90	2	1.62	27	43.74	42.00	1,164.00
60x60	4	1.44	30	43.20	30.00	920.00
30x30 Pz	10	-	-	-	19.30	-
30x30(7)	11	1.00	42	42.00	23.10	990.20

# PLATTE



Formatos / Sizes / Formats

**75x150**  
29,52"x59,05"


**REC.**

**60x120**  
23,62"x47,24"

**REC.**

**45x90**  
17,71"x35,43"

**REC.**



● Platte	Blanco	75x150	Rec.	M94	017.350.0012.05429	
● Platte	Blanco	60x120	Rec.	M72	017.869.0012.05429	
● Platte	Blanco	45x90	Rec.	M43	017.805.0012.05429	



## Empaquetado / Packaging / Emballage

Formato	pz/cj	m <sup>2</sup> /cj	cj/pl	m <sup>2</sup> /pl	kg/cj	kg/pl
75x150	1	1.13	40	45.20	28.00	1.184.00
60x120	2	1.44	32	46.08	34.00	1.113.00
45x90	3	1.21	44	53.24	28.70	1.282.80

# PROVENZA



Formatos / Sizes / Formats

<b>60x120</b> 23,62"x47,24"	
<b>30x60</b> 11,81"x23,62"	REC.

<b>75x75</b> 29,53"x29,53"	
<b>60x60</b> 23,62"x23,62"	REC.

<b>30x30 (7x7)</b> 11,81"x11,81"
-------------------------------------




- Provenza Negro 60x120 Rec. M81 035.869.0003.00189
- Provenza Negro 30x60 Rec. M43 035.450.0003.00189
- Provenza Negro 75x75 Rec. M61 035.875.0003.00189
- Provenza Negro 60x60 Rec. M43 035.840.0003.00189
- Provenza Negro 30x30(7) Malla M170 021.590.0003.00189




- Provenza Blanco 60x120 Rec. M81 035.869.0012.00189
- Provenza Blanco 30x60 Rec. M43 035.450.0012.00189
- Provenza Blanco 75x75 Rec. M61 035.875.0012.00189
- Provenza Blanco 60x60 Rec. M43 035.840.0012.00189
- Provenza Blanco 30x30(7) Malla M170 021.590.0012.00189



- Provenza Perla 60x120 Rec. M81 035.869.0037.00189
- Provenza Perla 30x60 Rec. M43 035.450.0037.00189
- Provenza Perla 75x75 Rec. M61 035.875.0037.00189
- Provenza Perla 60x60 Rec. M43 035.840.0037.00189
- Provenza Perla 30x30(7) Malla M170 021.590.0037.00189



- Provenza Taupe 30x60 Rec. M43 035.450.0285.00189
- Provenza Taupe 75x75 Rec. M61 035.875.0285.00189
- Provenza Taupe 60x60 Rec. M43 035.840.0285.00189
- Provenza Taupe 30x30(7) Malla M170 021.590.0285.00189



- Provenza Gris 60x120 Rec. M81 035.869.0002.00189
- Provenza Gris 30x60 Rec. M43 035.450.0002.00189
- Provenza Gris 75x75 Rec. M61 035.875.0002.00189
- Provenza Gris 60x60 Rec. M43 035.840.0002.00189
- Provenza Gris 30x30(7) Malla M170 021.590.0002.00189



Pvto. / Floor / Sol: Provenza Negro 75x75

## Piezas especiales / Special pieces / Pièces especiales

Consultar en página / Consult on page / Consulter en page: 340

*PELDAÑO GRADONE	*ÁNGULO GRADONE	*PELDAÑO RANURADO	*ÁNGULO RANURADO	*RODAPIÉ C/ROMO

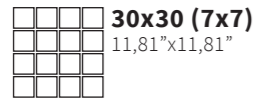


## Empaquetado / Packaging / Emballage

Formato	pz/cj	m <sup>2</sup> /cj	cj/pl	m <sup>2</sup> /pl	kg/cj	kg/pl
60x120	2	1.44	32	46.08	34.00	1.113.00
30x60	6	1.08	48	51.84	22.50	1.100.00
75x75	3	1.69	30	50.70	41.20	1.256.00
60x60	4	1.44	30	43.20	30.00	920.00
30x30(7)	11	1.00	42	42.00	23.10	990.20

# PROVENZAL



Formatos / Sizes / Formats



- Provenzal Blanco 75x75 Rec. M61 017.875.0012.02818
- Provenzal Blanco 60x60 Rec. M43 017.840.0012.02818
- Provenzal Blanco 30x30(7) Malla M170 025.590.0012.02818



- Provenzal Gris 75x75 Rec. M61 017.875.0002.02818
- Provenzal Gris 60x60 Rec. M43 017.840.0002.02818
- Provenzal Gris 30x30(7) Malla M170 025.590.0002.02818



Pvto. / Floor / Sol: Provenzal Gris 75x75



Pvto. / Floor / Sol: Provenzal Blanco 75x75 - Provenza Blanco 75x75

**Empaquetado / Packaging / Emballage**

Formato	pz/cj	m <sup>2</sup> /cj	cj/pl	m <sup>2</sup> /pl	kg/cj	kg/pl
75x75	3	1.69	30	50.70	41.20	1,256.00
60x60	4	1.44	30	43.20	30.00	920.00
30x30(7)	11	1.00	42	42.00	23.10	990.20

# RONNE



Formatos / Sizes / Formats


**60x60**  
23,62"x23,62"  
**REC.**



● Ronne Ceniza 60x60 Rec. M37 017.840.0019.09829



● Ronne Gris 60x60 Rec. M37 017.840.0002.09829



● Ronne Grafito 60x60 Rec. M37 017.840.0068.09829



● Ronne Topo 60x60 Rec. M37 017.840.0270.09829



Pvto. / Floor / Sol: Ronne Topo 60x60



Pvto. / Floor / Sol: Ronne Grafito 60x60

**Piezas especiales / Special pieces / Pièces especiales**

Consultar en página / Consult on page / Consulter en page: 340

*PELDAÑO GRADONE	*ÁNGULO GRADONE	*PELDAÑO RANURADO	*ÁNGULO RANURADO	*RODAPIÉ C/ROMO

**Empaquetado / Packaging / Emballage**

Formato	pz/cj	m <sup>2</sup> /cj	cj/pl	m <sup>2</sup> /pl	kg/cj	kg/pl
60x60	4	1,44	30	43,20	30,00	920,00



# STYLE

DECORSTONE  
GRES PORCELÁNICO · PORCELAIN TILES · GRÈS CÉRAMÉ

LUXGLASS  
GRES PORCELÁNICO RECTIFICADO · RECTIFIED PORCELAIN TILES · GRÈS CÉRAMÉ RECTIFIÉE



ADZ.

Formatos / Sizes / Formats

**30,3x61,3**  
11,92"x24,13"

**30x60**  
11,81"x23,62"  
**REC.**


**60,8x60,8**  
23,93"x23,93"

**60x60**  
23,62"x23,62"  
**REC.**


**45x45**  
17,71"x17,71"

**30x30 (7x7)**  
11,81"x11,81"


**30x30 (5x5)**  
11,81"x11,81"




● Style	Perla	30,3x61,3	M23	015.722.0037.02755	🔗	
● Style	Perla	30x60	Rec.	M48	050.450.0037.02755	🔗
● Style	Perla	60,8x60,8	M28	015.440.0037.02755	🔗	
● Style	Perla	60x60	Rec.	M50	050.840.0037.02755	🔗
● Adz. Style	Perla	45x45	M25	015.302.0037.02483	🔗	
● Style	Perla	45x45	M21	015.302.0037.02755	🔗	
● Style	Perla	30x30(7)	Malla	M170	025.590.0037.02755	🔗
● Style	Perla	30x30(7)	Malla	M170	051.590.0037.02755	🔗
● Style	Perla	30x30(5)	Malla	M206	025.281.0037.02755	🔗
● Style	Perla	30x30(5)	Malla	M206	051.281.0037.02755	🔗




● Style	Ceniza	30,3x61,3	M23	015.722.0019.02755	🔗	
● Style	Ceniza	30x60	Rec.	M48	050.450.0019.02755	🔗
● Style	Ceniza	60,8x60,8	M28	015.440.0019.02755	🔗	
● Style	Ceniza	60x60	Rec.	M50	050.840.0019.02755	🔗
● Adz. Style	Ceniza	45x45	M25	015.302.0019.02483	🔗	
● Style	Ceniza	45x45	M21	015.302.0019.02755	🔗	
● Style	Ceniza	30x30(7)	Malla	M170	025.590.0019.02755	🔗
● Style	Ceniza	30x30(7)	Malla	M170	051.590.0019.02755	🔗
● Style	Ceniza	30x30(5)	Malla	M206	025.281.0019.02755	🔗
● Style	Ceniza	30x30(5)	Malla	M206	051.281.0019.02755	🔗




● Style	Marengo	30,3x61,3	M23	015.722.0028.02755	🔗	
● Style	Marengo	30x60	Rec.	M48	050.450.0028.02755	🔗
● Style	Marengo	60,8x60,8	M28	015.440.0028.02755	🔗	
● Style	Marengo	60x60	Rec.	M50	050.840.0028.02755	🔗
● Style	Marengo	45x45	M21	015.302.0028.02755	🔗	
● Style	Marengo	30x30(7)	Malla	M170	025.590.0028.02755	🔗
● Style	Marengo	30x30(7)	Malla	M170	051.590.0028.02755	🔗
● Style	Marengo	30x30(5)	Malla	M206	025.281.0028.02755	🔗
● Style	Marengo	30x30(5)	Malla	M206	051.281.0028.02755	🔗



● Style	Blanco	30,3x61,3	M23	015.722.0012.02755	🔗	
● Style	Blanco	30x60	Rec.	M48	050.450.0012.02755	🔗
● Style	Blanco	60,8x60,8	M28	015.440.0012.02755	🔗	
● Style	Blanco	60x60	Rec.	M50	050.840.0012.02755	🔗
● Style	Blanco	45x45	M21	015.302.0012.02755	🔗	
● Style	Blanco	30x30(7)	Malla	M170	025.590.0012.02755	🔗
● Style	Blanco	30x30(7)	Malla	M170	051.590.0012.02755	🔗
● Style	Blanco	30x30(5)	Malla	M206	025.281.0012.02755	🔗
● Style	Blanco	30x30(5)	Malla	M206	051.281.0012.02755	🔗



● Style	Marfil	30,3x61,3	M23	015.722.0033.02755	🔗	
● Style	Marfil	30x60	Rec.	M48	050.450.0033.02755	🔗
● Style	Marfil	60,8x60,8	M28	015.440.0033.02755	🔗	
● Style	Marfil	60x60	Rec.	M50	050.840.0033.02755	🔗
● Adz. Style	Marfil	45x45	M25	015.302.0033.02483	🔗	
● Style	Marfil	45x45	M21	015.302.0033.02755	🔗	
● Style	Marfil	30x30(7)	Malla	M170	025.590.0033.02755	🔗
● Style	Marfil	30x30(7)	Malla	M170	051.590.0033.02755	🔗
● Style	Marfil	30x30(5)	Malla	M206	025.281.0033.02755	🔗
● Style	Marfil	30x30(5)	Malla	M206	051.281.0033.02755	🔗



● Style	Taupe	30,3x61,3	M23	015.722.0285.02755	🔗	
● Style	Taupe	30x60	Rec.	M48	050.450.0285.02755	🔗
● Style	Taupe	60,8x60,8	M28	015.440.0285.02755	🔗	
● Style	Taupe	60x60	Rec.	M50	050.840.0285.02755	🔗
● Adz. Style	Taupe	45x45	M25	015.302.0285.02483	🔗	
● Style	Taupe	45x45	M21	015.302.0285.02755	🔗	
● Style	Taupe	30x30(7)	Malla	M170	025.590.0285.02755	🔗
● Style	Taupe	30x30(7)	Malla	M170	051.590.0285.02755	🔗
● Style	Taupe	30x30(5)	Malla	M206	025.281.0285.02755	🔗
● Style	Taupe	30x30(5)	Malla	M206	051.281.0285.02755	🔗



Pvto. / Floor / Sol: **Adz. Style Taupe 45x45**

## Piezas especiales / Special pieces / Pièces especiales

Consultar en página / Consult on page / Consulter en page: 340

*PELDAÑO GRADONE	*ÁNGULO GRADONE	*PELDAÑO RANURADO	*ÁNGULO RANURADO	*RODAPIÉ C/ROMO / RÔDAPIÉ DECORADO (LUXGLASS)

## Empaquetado / Packaging / Emballage

Formato	pz/cj	m <sup>2</sup> /cj	cj/pl	m <sup>2</sup> /pl	kg/cj	kg/pl
30,3x61,3	7	1.30	40	52.00	26.00	1,060.00
30x60	6	1.08	48	51.84	22.50	1,100.00
60,8x60,8	4	1.48	30	44.40	31.00	950.00
60x60	4	1.44	30	43.20	30.00	920.00
45x45	6	1.22	52	63.44	25.80	1,361.60
30x30(5)	11	1.00	42	42.00	23.00	986.00
30x30(7)	11	1.00	42	42.00	23.10	990.20

# TALENT



Formatos / Sizes / Formats

<b>60x120</b> 23,62"x47,24"
<b>30x60</b> 11,81"x23,62"
REC. REC.

<b>60x60</b> 23,62"x23,62"
REC.

<b>30x30 (7x7)</b> 11,81"x11,81"
-------------------------------------



● Talent Cenere 60x120 Rec. M72 017.869.0274.02874	● Talent Cenere 60x120 Rec. M90 050.869.0274.02874
● Talent Cenere 30x60 Rec. M37 017.450.0274.02874	● Talent Cenere 30x60 Rec. M48 050.450.0274.02874
● Talent Cenere 60x60 Rec. M37 017.840.0274.02874	● Talent Cenere 60x60 Rec. M50 050.840.0274.02874
● Talent Cenere 30x30(7) Malla M170 025.590.0274.02874	● Talent Cenere 30x30(7) Malla M170 051.590.0274.02874



● Talent Gris 60x120 Rec. M72 017.869.0002.02874	● Talent Gris 60x120 Rec. M90 050.869.0002.02874
● Talent Gris 30x60 Rec. M37 017.450.0002.02874	● Talent Gris 30x60 Rec. M48 050.450.0002.02874
● Talent Gris 60x60 Rec. M37 017.840.0002.02874	● Talent Gris 60x60 Rec. M50 050.840.0002.02874
● Talent Gris 30x30(7) Malla M170 025.590.0002.02874	● Talent Gris 30x30(7) Malla M170 051.590.0002.02874



● Talent Taupe 60x120 Rec. M72 017.869.0285.02874	● Talent Taupe 60x120 Rec. M90 050.869.0285.02874
● Talent Taupe 30x60 Rec. M37 017.450.0285.02874	● Talent Taupe 30x60 Rec. M48 050.450.0285.02874
● Talent Taupe 60x60 Rec. M37 017.840.0285.02874	● Talent Taupe 60x60 Rec. M50 050.840.0285.02874
● Talent Taupe 30x30(7) Malla M170 025.590.0285.02874	● Talent Taupe 30x30(7) Malla M170 051.590.0285.02874



● Talent Tortora 60x120 Rec. M72 017.869.0297.02874	● Talent Tortora 60x120 Rec. M90 050.869.0297.02874
● Talent Tortora 30x60 Rec. M37 017.450.0297.02874	● Talent Tortora 30x60 Rec. M48 050.450.0297.02874
● Talent Tortora 60x60 Rec. M37 017.840.0297.02874	● Talent Tortora 60x60 Rec. M50 050.840.0297.02874
● Talent Tortora 30x30(7) Malla M170 025.590.0297.02874	● Talent Tortora 30x30(7) Malla M170 051.590.0297.02874



Rvto. / Wall / Rvtrm.: **Talent Cenere 60x120**  
Pvto. / Floor / Sol: **Talent Cenere 60x120**

## Piezas especiales / Special pieces / Pièces especiales

Consultar en página / Consult on page / Consulter en page: 340

*PELDAÑO GRADONE	*ÁNGULO GRADONE	*PELDAÑO RANURADO	*ÁNGULO RANURADO	*RODAPÍE C/ROMO / RÔDAPÍE DECORADO (LUXGLASS)

## Empaquetado / Packaging / Emballage

Formato	pz/cj	m <sup>2</sup> /cj	cj/pl	m <sup>2</sup> /pl	kg/cj	kg/pl
60x120	2	1.44	32	46.08	34.00	1.113.00
30x60	6	1.08	48	51.84	22.50	1.100.00
60x60	4	1.44	30	43.20	30.00	920.00
30x30(7)	11	1.00	54	54.00	20.00	1.100.00




**ATRIUM**




Formatos / Sizes / Format

**60x120**  
23,62"x47,24"  
**REC.**

**30,3x61,3**  
11,92"x24,13"




- At. Alpha Blanco 60x120 Rec. M39 017.250.0012.05202
- At. Alpha Blanco 30,3x61,3 M19 015.722.0012.05202




- At. Alpha Marfil 60x120 Rec. M39 017.250.0033.05202
- At. Alpha Marfil 30,3x61,3 M19 015.722.0033.05202



- At. Alpha Marengo 60x120 Rec. M39 017.250.0028.05202
- At. Alpha Marengo 30,3x61,3 M19 015.722.0028.05202



- At. Alpha Taupe 60x120 Rec. M39 017.250.0285.05202
- At. Alpha Taupe 30,3x61,3 M19 015.722.0285.05202



- At. Alpha Ceniza 60x120 Rec. M39 017.250.0019.05202
- At. Alpha Ceniza 30,3x61,3 M19 015.722.0019.05202



- At. Rlv. Alpha Ceniza 30,3x61,3 M19 015.722.0019.09849



- At. Rlv. Alpha Marfil 30,3x61,3 M19 015.722.0033.09849

**NEW  
2021**



Rvto. / Wall / Rvtm.: **At. Alpha Blanco 60x120**  
Pvto. / Floor / Sol: **At. Alpha Marengo 60x120**

**Piezas especiales** / Special pieces / Pièces especiales (No Rlv.)

Consultar en página / Consult on page / Consulter en page: 366

*PELDAÑO GRADONE	*ÁNGULO GRADONE	*RODAPIÉ C/ROMO

**Empaquetado** / Packaging / Emballage

Formato	pz/cj	m²/cj	cj/pl	m²/pl	kg/cj	kg/pl
60x120	2	1,44	36	51,84	27,70	1,026,20
30,3x61,3	7	1,30	40	52,00	26,00	1,060,00



Formatos / Sizes / Format

**60,8x60,8**  
23,93"x23,93"

**60x60**  
23,62"x23,62"

REC.



● At. Alpha Blanco 60,8x60,8 M19 015.440.0012.05202   
● At. Alpha Blanco 60x60 Rec. M28 017.840.0012.05202



● At. Alpha Ceniza 60,8x60,8 M19 015.440.0019.05202   
● At. Alpha Ceniza 60x60 Rec. M28 017.840.0019.05202



● At. Alpha Taupe 60,8x60,8 M19 015.440.0285.05202   
● At. Alpha Taupe 60x60 Rec. M28 017.840.0285.05202



● At. Alpha Marengo 60,8x60,8 M19 015.440.0028.05202   
● At. Alpha Marengo 60x60 Rec. M28 017.840.0028.05202



● At. Alpha Marfil 60,8x60,8 M19 015.440.0033.05202   
● At. Alpha Marfil 60x60 Rec. M28 017.840.0033.05202



Rvto. / Wall / Rvtn.: **At. Alpha Blanco 60x120**  
Pvto. / Floor / Sol: **At. Dec. Alpha Beige 60,8x60,8 - At. Alpha Marfil 60,8x60,8**



● At. Dec. Alpha Beige 60,8x60,8 M19 015.440.0007.09847



● At. Dec. Alpha Gris 60,8x60,8 M19 015.440.0002.09847



● At. Rlv. Alpha Ceniza 60,8x60,8 M19 015.440.0019.09849



● At. Rlv. Alpha Taupe 60,8x60,8 M19 015.440.0028.09849



● At. Rlv. Alpha Marengo 60,8x60,8 M19 015.440.0028.09849



● At. Rlv. Alpha Marfil 60,8x60,8 M19 015.440.0033.09849

**Piezas especiales** / Special pieces / Pièces especiales (No Rlv. - No Dec.)

Consultar en página / Consult on page / Consulter en page: 366

*PELDAÑO GRADONE	*ÁNGULO GRADONE	*RODAPIÉ C/ROMO

**Empaquetado** / Packaging / Emballage

Formato	pz/cj	m <sup>2</sup> /cj	cj/pl	m <sup>2</sup> /pl	kg/cj	kg/pl
60,8x60,8	4	1,48	30	44,40	31,00	950,00
60x60	4	1,44	30	43,20	30,00	920,00


# AT. ALPHA HEX

**NEW  
2021**


GRES PORCELÁNICO ESMALTADO · GLAZED PORCELAIN TILES · GRÈS CÉRAME ÉMAILLÉ




Formatos / Sizes / Format



● At. Hex. Alpha Ceniza 25,8x29  
M54 015.122.0019.09861



● At. Hex. Alpha Marengo 25,8x29  
M54 015.122.0028.09861



● At. Hex. Alpha Azul 25,8x29  
M54 015.122.0004.09861



● At. Hex. Alpha Blanco 25,8x29  
M54 015.122.0012.09861



● At. Hex. Alpha Marfil 25,8x29  
M54 015.122.0033.09861



● At. Hex. Alpha Taupe 25,8x29  
M54 015.122.0285.09861



● At. Hex. Alpha Mix Perla 25,8x29  
M54 015.122.0689.09861



● At. Hex. Alpha Mix Beige 25,8x29  
M54 015.122.0399.09861



● At. Hex. Alpha Mix Azul 25,8x29  
M54 015.122.0472.09861



Rvto. / Wall / Rvtm.: At. Hex. Alpha Mix Beige 25,8x29 - At. Hex. Alpha Ceniza 25,8x29 - At. Hex. Alpha Taupe 25,8x29  
Pvto. / Floor / Sol: At. Hex. Alpha Mix Beige 25,8x29 - At. Hex. Alpha Ceniza 25,8x29 - At. Hex. Alpha Taupe 25,8x29 - At. Alpha Taupe 60x60

El modelo At. Hex. Alpha Mix tiene diferentes diseños.  
The At. Hex. Alpha Mix model features different designs.  
Le modèle At. Hex. Alpha Mix présente différents designs.

## Empaquetado / Packaging / Emballage

Formato	pz/cj	m <sup>2</sup> /cj	cj/pl	m <sup>2</sup> /pl	kg/cj	kg/pl
25,8x29 Hex.	18	1	48	48	22,50	1,100,00



Formatos / Sizes / Format

45x45  
17,71"x17,71"



● At. Alpha Blanco 45x45 M06 001.302.0012.05202 PEI 4



● At. Dec. Alpha Gris 45x45 M06 001.302.0002.09847



● At. Alpha Marfil 45x45 M06 001.302.0033.05202 PEI 4



● At. Dec. Alpha Beige 45x45 M06 001.302.0007.09847



Rvto. / Wall / Rvtn.: At. Alpha Ceniza 25x70 - At. Dec. Alpha Gris 45x45  
Pvto. / Floor / Sol: At. Alpha Ceniza 45x45 - At. Dec. Alpha Gris 45x45



● At. Alpha Ceniza 45x45 M06 001.302.0019.05202 PEI 4



● At. Dec. Alpha Perla 45x45 M06 001.302.0037.09847



● At. Alpha Taupe 45x45 M06 001.302.0285.05202 PEI 4



● At. Dec. Alpha Marron 45x45 M06 001.302.0009.09847



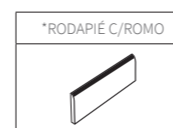
● At. Alpha Marengo 45x45 M06 001.302.0028.05202 PEI 4



● At. Dec. Alpha Mix 45x45 M06 001.302.0100.09847

**Piezas especiales** / Special pieces / Pièces especiales (No Dec.)

Consultar en página / Consult on page / Consulter en page: 366



**Empaquetado** / Packaging / Emballage

Formato	pz/cj	m <sup>2</sup> /cj	cj/pl	m <sup>2</sup> /pl	kg/cj	kg/pl
45x45	7	1.42	52	73.84	25.95	1,369.4





Formatos / Sizes / Formats


**25x70**  
13,11"x21,65"




● At. Alpha Blanco 25x70 M10 002.185.0012.05202




● At. Alpha Ceniza 25x70 M10 002.185.0019.05202




● At. Alpha Taupe 25x70 M10 002.185.0285.05202



● At. Alpha Marengo 25x70 M10 002.185.0028.05202



● At. Alpha Cubic Taupe 25x70 M10 002.185.0285.05207



● At. Alpha Cubic Marengo 25x70 M10 002.185.0028.05207



● At. Alpha Band Taupe 25x70 M10 002.185.0285.05209



● At. Alpha Band Marengo 25x70 M10 002.185.0028.05209

El modelo At. Alpha Band no tiene continuidad gráfica.  
The pattern in the At. Alpha Band model is not continuous.  
Le modèle At. Alpha Band n'a pas de continuité graphique.



● Mold. Metal Bronce Brillo 2x70 P30 005.867.0804.02465



● Mold. Metal Plata Brillo 2x70 P26 005.867.0804.02466



● Mold. Metal Plata Mate 2x70 P26 005.867.0803.02466



Rvto. / Wall / Rvtm.: At. Alpha Blanco 25x70 - At. Alpha Marengo 25x70 - At. Alpha Cubic Marengo 25x70  
Pvto. / Floor / Sol: At. Alpha Marengo 45x45

**Pavimento Coordinado** / Coordinated Flooring / Sol Coordinné:  
At. Alpha 45x45 - Pavimento pasta roja / Red body floor tiles / Sol pâte rouge - Pág. / Page / Page 208

**Empaquetado** / Packaging / Emballage

Formato	pz/cj	m <sup>2</sup> /cj	cj/pl	m <sup>2</sup> /pl	kg/cj	kg/pl
25x70	9	1.58	64	101.12	24.64	1,596.96
2x70	28	-	-	-	6.90	-




Formatos / Sizes / Formats


**25x70**  
9,84"x27,55"



● At. Ashia Perla 25x70 M10 002.185.0037.03672



● At. Ashia Duna Perla 25x70 M10 002.185.0037.03673



● At. Ashia Marfil 25x70 M10 002.185.0033.03672



● At. Ashia Duna Marfil 25x70 M10 002.185.0033.03673



● Mold. Metal Bronce Brillo 2x70 P30 005.867.0804.02465



● Mold. Metal Plata Brillo 2x70 P26 005.867.0804.02466



● Mold. Metal Plata Mate 2x70 P26 005.867.0803.02466



Rvto. / Wall / Rvrm.: At. Ashia Perla 25x70 - At. Ashia Duna Perla 25x70  
Pvto. / Floor / Sol: At. Viggo Nogal 20x120

**Empaquetado / Packaging / Emballage**

Formato	pz/cj	m <sup>2</sup> /cj	cj/pl	m <sup>2</sup> /pl	kg/cj	kg/pl
25x70	9	1.58	64	101.12	24.64	1,596.96
2x70	28	-	-	-	6.90	-



Formatos / Sizes / Formats

**33,3x55**  
13,11"x21,65"



● At. Badem Tortora 33,3x55 M04 002.870.0297.04077



● At. Badem Perla 33,3x55 M04 002.870.0037.04077



● At. Rlv. Badem Tortora 33,3x55 M09 002.870.0297.04090



● At. Rlv. Badem Perla 33,3x55 M09 002.870.0037.04090



● At. Ondas Badem Tortora 33,3x55 M09 002.870.0297.04091



● At. Ondas Badem Perla 33,3x55 M09 002.870.0037.04091



Rvto. / Wall / Rvtm.: **At. Badem Perla 33,3x55 - At. Rlv. Badem Perla 33,3x55 - At. Ondas Badem Perla 33,3x55**  
Pvto. / Floor / Sol: **At. Badem Perla 45x45**

**Empaquetado** / Packaging / Emballage

Formato	pz/cj	m <sup>2</sup> /cj	cj/pl	m <sup>2</sup> /pl	kg/cj	kg/pl
33,3x55	10	1.84	48	88.32	28.00	1,364.00



Formatos / Sizes / Format

**45x45**  
17,71"x17,71"



PEI 4

● At. Badem Tortora 45x45 M06 001.302.0297.04077



PEI 4

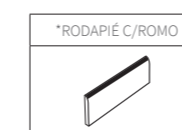
● At. Badem Perla 45x45 M06 001.302.0037.04077



Rvto. / Wall / Rvtm.: At. Badem Tortora 33,3x55 - At. Rlv. Badem Tortora 33,3x55 - At. Ondas Badem Tortora 33,3x55  
Pvto. / Floor / Sol: At. Badem Tortora 45x45

**Piezas especiales** / Special pieces / Pièces especiales

Consultar en página / Consult on page / Consulter en page: 366



**Revestimiento Coordinado** / Coordinated Wall Tile / Revêtement Coordiné:  
At. Badem 33,3x55 - Revestimiento pasta roja / Red body wall tiles / Revêtement pâte rouge - Pág. / Page / Page 272

**Empaquetado** / Packaging / Emballage

Formato	pz/cj	m <sup>2</sup> /cj	cj/pl	m <sup>2</sup> /pl	kg/cj	kg/pl
45x45	7	1.42	52	73.84	25.95	1,369.4



Formatos / Sizes / Format

**31,6x31,6**  
12,44"x12,44"




PEI 4

- At. Baza Arena 31,6x31,6 M03 001.301.0017.04297
- At. Adz. Baza Arena 31,6x31,6 M06 001.301.0017.04267



PEI 4

- At. Baza Gris 31,6x31,6 M03 001.301.0002.04297
- At. Adz. Baza Gris 31,6x31,6 M06 001.301.0002.04267



Pvto. / Floor / Sol: **At. Adz. Baza Gris 31,6x31,6**

**Piezas especiales** / Special pieces / Pièces especiales

Consultar en página / Consult on page / Consulter en page: 366

*MOLDURA PELDAÑO	*MOLDURA PELDAÑO ESPECIAL	*ÁNGULO MOLD. ESPECIAL	*RODAPIÉ C/ROMO


**Empaquetado** / Packaging / Emballage

Formato	pz/cj	m <sup>2</sup> /cj	cj/pl	m <sup>2</sup> /pl	kg/cj	kg/pl
31,6x31,6	16	1,60	54	86,40	27,00	1,478,00




Formatos / Sizes / Format


<b>60x120</b> 23,62"x47,24"	<b>30,3x61,3</b> 11,92"x24,13"	<b>60,8x60,8</b> 23,93"x23,93"	<b>45x45</b> 17,71"x17,71"
--------------------------------	-----------------------------------	-----------------------------------	-------------------------------



- PEI 4
- At. Blaze Marfil 60x120 Rec. M39 017.250.0033.03677
  - At. Blaze Marfil 30,3x61,3 M19 015.722.0033.03677
  - At. Blaze Marfil 60,8x60,8 M19 015.440.0033.03677
  - At. Blaze Marfil 45x45 M15 015.340.0033.03677




- PEI 4
- At. Blaze Ceniza 60x120 Rec. M39 017.250.0019.03677
  - At. Blaze Ceniza 30,3x61,3 M19 015.722.0019.03677
  - At. Blaze Ceniza 60,8x60,8 M19 015.440.0019.03677
  - At. Blaze Ceniza 45x45 M15 015.340.0019.03677



- PEI 4
- At. Blaze Argent 60x120 Rec. M39 017.250.0135.03677
  - At. Blaze Argent 30,3x61,3 M19 015.722.0135.03677
  - At. Blaze Argent 60,8x60,8 M19 015.440.0135.03677
  - At. Blaze Argent 45x45 M15 015.340.0135.03677




- At. Rlv. Blaze Taupe 30,3x61,3 M19 015.722.0285.03695




- At. Rlv. Blaze Ceniza 30,3x61,3 M19 015.722.0019.03695



- At. Dec. Blaze Beige 45x45 M15 015.340.0007.03692



- PEI 4
- At. Blaze Taupe 60x120 Rec. M39 017.250.0285.03677
  - At. Blaze Taupe 30,3x61,3 M19 015.722.0285.03677
  - At. Blaze Taupe 60,8x60,8 M19 015.440.0285.03677
  - At. Blaze Taupe 45x45 M15 015.340.0285.03677



- PEI 3
- At. Blaze Marengo 60x120 Rec. M39 017.250.0028.03677
  - At. Blaze Marengo 30,3x61,3 M19 015.722.0028.03677
  - At. Blaze Marengo 60,8x60,8 M19 015.440.0028.03677
  - At. Blaze Marengo 45x45 M15 015.340.0028.03677



- At. Dec. Blaze Gris 45x45 M15 015.340.0002.03692



Rvto. / Wall / Rvtm: **At. Aren Siena 20x120 At. Blaze Argent 30,3x61.3 At. Blaze Marengo 60,8x60,8**  
Pvto. / Floor / Sol: **At. Dec. Blaze Gris 45x45**

**Piezas especiales / Special pieces / Pieces especiales (No Dec. - No Rlv.)**

Consultar en página / Consult on page / Consulter en page: 366

*PELDAÑO GRADONE	*ÁNGULO GRADONE	*RODAPIÉ C/ROMO


**Empaquetado / Packaging / Emballage**

Formato	pz/cj	m <sup>2</sup> /cj	cj/pl	m <sup>2</sup> /pl	kg/cj	kg/pl
60x120	2	1,44	36	51,84	27,70	1,026,20
30,3x61,3	7	1,30	40	52,00	26,00	1,060,00
60,8x60,8	4	1,48	30	44,40	31,00	950,00
45x45	7	1,42	52	73,84	26,13	1,378,76




Formatos / Sizes / Formats

**33,3x55**  
13,11"x21,65"



● At. Blaze Blanco 33,3x55 M04 002.870.0012.03677



● At. Blaze Perla 33,3x55 M04 002.870.0037.03677



● At. Blaze Tortora 33,3x55 M04 002.870.0297.03677



● At. Blaze Ondas Blanco 33,3x55 M09 002.870.0012.03694



● At. Blaze Ondas Perla 33,3x55 M09 002.870.0037.03694




● At. Blaze Ondas Tortora 33,3x55 M09 002.870.0297.03694



● At. Rlv. Blaze Blanco 33,3x55 M09 002.870.0012.03695



● At. Rlv. Blaze Perla 33,3x55 M09 002.870.0037.03695



● At. Rlv. Blaze Tortora 33,3x55 M09 002.870.0297.03695



● At. Namur Mix 33,3x55 M04 002.870.0100.04502



Rvto. / Wall / Rvtm.: **At. Blaze Perla 33,3x55** - At. Rlv. Blaze Perla 33,3x55  
Pvto. / Floor / Sol: **At. Blaze Perla 45x45**

Formato	pz/cj	m <sup>2</sup> /cj	cj/pl	m <sup>2</sup> /pl	kg/cj	kg/pl
33,3x55	10	1.84	48	88.32	28.00	1,364.00



Formatos / Sizes / Format

45x45  
17,71"x17,71"



PEI 4  
● At. Blaze Blanco 45x45 M06 001.302.0012.03677



PEI 4  
● At. Blaze Perla 45x45 M06 001.302.0037.03677



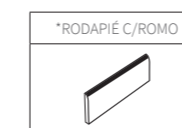
PEI 3  
● At. Blaze Tortora 45x45 M06 001.302.0297.03677



Rvto. / Wall / Rvtn.: At. Blaze Perla 33,3x55 - At. Blaze Ondas Perla 33,3x55  
Pvto. / Floor / Sol: At. Blaze Tortora 45x45

**Piezas especiales** / Special pieces / Pièces especiales

Consultar en página / Consult on page / Consulter en page: 366

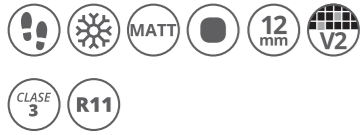


**Revestimiento Coordinado** / Coordinated Wall Tile / Revêtement Coordiné:  
At Blaze 33,3x55 - Revestimiento pasta roja / Red body wall tiles / Revêtement pâte rouge - Pág / Page / Page 280

**Empaquetado** / Packaging / Emballage

Formato	pz/cj	m <sup>2</sup> /cj	cj/pl	m <sup>2</sup> /pl	kg/cj	kg/pl
45x45	7	1.42	52	73.84	25.95	1,369.4





Formatos / Sizes / Format

**31,2x31,2 (12 MM)**  
12,28" x 12,28"



PEI 4  
● At. Boi Beige 31,2x31,2 (12 MM) M14  
042.142.0007.02904



PEI 4  
● At. Boi Gris 31,2x31,2 (12 MM) M14  
042.142.0002.02904



PEI 4  
● At. Boi Coto 31,2x31,2 (12 MM) M14  
042.142.0046.02904



● Pel/Extr At. Boi Beige 31,2x33 P36 070-310-0007-02904



● Ang/Extr At. Boi Beige 33x33 P82 070-326-0007-02904



● Pel/Extr At. Boi Gris 31,2x33 P36 070-310-0002-02904



● Ang/Extr At. Boi Gris 33x33 P82 070-326-0002-02904



● Pel/Extr At. Boi Coto 31,2x33 P36 070-310-0046-02904



● Ang/Extr At. Boi Coto 33x33 P82 070-326-0046-02904



Pvto. / Floor / Sol: **At. Boi Coto 31,2x31,2**

**Empaquetado / Packaging / Emballage**

Formato	pz/cj	m <sup>2</sup> /cj	cj/pl	m <sup>2</sup> /pl	kg/cj	kg/pl
31,2x31,2 (12 MM)	12	1.17	51	59.67	26.00	1,346.00



Formatos / Sizes / Format

**31,2x31,2 (12 MM)**  
12,28" x 12,28"



PEI 4  
● At. Burma Musgo 31,2x31,2 (12 MM) M14  
042.142.0805.02848



PEI 3  
● At. Burma Plomo 31,2x31,2 (12 MM) M14  
042.142.0115.02848




● Pel/Extr At. Burma Musgo 31,2x33 P36 070-310-0805-02848



● Ang/Extr At. Burma Musgo 33x33 P82 070-326-0805-02848



● Pel/Extr At. Burma Plomo 31,2x33 P36 070-310-0115-02848



● Ang/Extr At. Burma Plomo 33x33 P82 070-326-0115-02848



Pvto. / Floor / Sol: **At. Burma Plomo 31,2x31,2**

**Empaquetado / Packaging / Emballage**

Formato	pz/cj	m <sup>2</sup> /cj	cj/pl	m <sup>2</sup> /pl	kg/cj	kg/pl
31,2x31,2 (12 MM)	12	1.17	51	59.67	26.00	1,346.00

# AT. CALZADA

PASTA ROJA ESPESORADA  
EXTRA-THICK RED-BODY TILES · CARRELAGE EN PÂTE ROUGE FORTE ÉPAISSEUR



Formatos / Sizes / Format

33,3x33,3 (12 MM)  
13,11"x13,11"



PEI 4

● At. Calzada Gris 33,3x33,3(12 MM) M04 002.807.0002.00852



PEI 4

● At. Calzada Beige 33,3x33,3(12 MM) M04 002.807.0007.00852



PEI 4

● At. Calzada Coto 33,3x33,3(12 MM) M04 002.807.0046.00852



PEI 4

● At. Calzada Mix 33,3x33,3(12 MM) M04 002.807.0100.00852



Pvto. / Floor / Sol: At. Calzada Coto 33,3x33,3

### Empaquetado / Packaging / Emballage

Formato	pz/cj	m <sup>2</sup> /cj	cj/pl	m <sup>2</sup> /pl	kg/cj	kg/pl
33,3x33,3 (12 MM)	11	1,22	60	73,20	22,50	1,370,00




Formatos / Sizes / Format

33,3x33,3 (12 MM)  
13,11"x13,11"



PEI 4

● At. Cerler Arena 33,3x33,3 (12 MM) M04 002.807.0017.04380



PEI 4

● At. Cerler Perla 33,3x33,3 (12 MM) M04 002.807.0037.04380



PEI 4

● At. Cerler Coto 33,3x33,3 (12 MM) M04 002.807.0046.04380



PEI 3

● At. Cerler Grafito 33,3x33,3 (12 MM) M04 002.807.0068.04380



Evto. / Floor / Sol: At. Cerler Arena 33,3x33,3

Empaquetado / Packaging / Emballage

Formato	pz/cj	m <sup>2</sup> /cj	cj/pl	m <sup>2</sup> /pl	kg/cj	kg/pl
33,3x33,3 (12 MM)	11	1,22	60	73,20	22,50	1,370,00



Formatos / Sizes / Format

30,3x61,3  
11,92"x24,13"


45x45  
17,71"x17,71"



PEI 4  
● At. Choice Light 30,3x61,3 M19 015.722.0204.04333  
● At. Choice Light 45x45 M15 015.340.0204.04333



● At. Rlv. Choice Light 30,3x61,3 M19 015.722.0204.04372



PEI 4  
● At. Choice Ash 30,3x61,3 M19 015.722.0344.04333  
● At. Choice Ash 45x45 M15 015.340.0344.04333




● At. Rlv. Choice Ash 30,3x61,3 M19 015.722.0344.04372



PEI 4  
● At. Choice Sand 30,3x61,3 M19 015.722.0119.04333  
● At. Choice Sand 45x45 M15 015.340.0119.04333



● At. Rlv. Choice Sand 30,3x61,3 M19 015.722.0119.04372



PEI 4  
● At. Choice Zircon 30,3x61,3 M19 015.722.0139.04333  
● At. Choice Zircon 45x45 M15 015.340.0139.04333



● At. Rlv. Choice Zircon 30,3x61,3 M19 015.722.0139.04372



Rvto. / Wall / Rvrm: At. Rlv. Choice Light 30,3x61,3 - At. Choice Light 30,3x61,3 - At. Choice Zircon 30,3x61,3  
Pvto. / Floor / Sol: At. Choice Light 30,3x61,3

Piezas especiales / Special pieces / Pièces especiales (No Rlv.)

Consultar en página / Consult on page / Consulter en page: 366

*PELDAÑO GRADONE	*ÁNGULO GRADONE	*RODAPIÉ C/ROMO

Empaquetado / Packaging / Emballage

Formato	pz/cj	m <sup>2</sup> /cj	cj/pl	m <sup>2</sup> /pl	kg/cj	kg/pl
30,3x61,3	7	1.30	40	52.00	26.00	1,060.00
45x45	7	1.42	52	73.84	26.13	1,378.76



Formatos / Sizes / Format

90x90  
35,43"x35,43"

REC.



PEI 4  
● At. Civis Gris 90x90 Rec. M55 017.804.0002.09724



PEI 4  
● At. Civis Perla 90x90 Rec. M55 017.804.0037.09724



PEI 4  
● At. Civis Ceniza 90x90 Rec. M55 017.804.0019.09724



Pvto. / Floor / Sol: At. Civis Ceniza 90x90

**Piezas especiales** / Special pieces / Pièces especiales

Consultar en página / Consult on page / Consulter en page: 366

*PELDAÑO GRADONE	*ÁNGULO GRADONE	*RODAPIÉ C/ROMO

**Empaquetado** / Packaging / Emballage

Formato	pz/cj	m <sup>2</sup> /cj	cj/pl	m <sup>2</sup> /pl	kg/cj	kg/pl
90x90	2	1.62	27	43.74	42.00	1,164.00

# AT. CORDOBA

PASTA ROJA ESPESORADA  
EXTRA-THICK RED-BODY TILES · CARRELAGE EN PÂTE ROUGE FORTE ÉPAISSEUR



ADZ

Formatos / Sizes / Format

**33,3x33,3 (12 MM)**  
13,11"x13,11"



PEI 4

- At. Cordoba Beige 33,3x33,3 (12 MM) M04 002.807.0007.03991
- At. Adz. Cordoba Beige 33,3x33,3 (12 MM) M06 002.807.0007.07194



PEI 4

- At. Cordoba Gris 33,3x33,3 (12 MM) M04 002.807.0002.03991
- At. Adz. Cordoba Gris 33,3x33,3 (12 MM) M06 002.807.0002.07194



PEI 4

- At. Cordoba Terra 33,3x33,3 (12 MM) M04 002.807.0056.03991
- At. Adz. Cordoba Terra 33,3x33,3 (12 MM) M06 002.807.0056.07194



Pvto. / Floor / Sol: At. Cordoba Terra 33,3x33,3

Empaquetado / Packaging / Emballage

Formato	pz/cj	m <sup>2</sup> /cj	cj/pl	m <sup>2</sup> /pl	kg/cj	kg/pl
33,3x33,3 (12 MM)	11	1,22	60	73,20	22,50	1,370,00



Formatos / Sizes / Formats

**33,3x55**  
13,11"x21,65"



● At. Darian Gris 33,3x55 M04 002.870.0002.00006



● At. Dain Gris 33,3x55 M04 002.870.0002.04504



● At. Namur Mix 33,3x55 M04 002.870.0100.04502



● At. Rlv. Dain Gris 33,3x55 M09 002.870.0002.04522



● At. Darian Arena 33,3x55 M04 002.870.0017.00006




● At. Dain Arena 33,3x55 M04 002.870.0017.04504



● At. Rlv. Dain Arena 33,3x55 M09 002.870.0017.04522



● At. Darian Perla 33,3x55 M04 002.870.0037.00006




● At. Dain Perla 33,3x55 M04 002.870.0037.04504




● At. Rlv. Dain Perla 33,3x55 M09 002.870.0037.04522



● At. Darian Nuez 33,3x55 M04 002.870.0199.00006



● At. Dain Nuez 33,3x55 M04 002.870.0199.04504



● At. Rlv. Dain Nuez 33,3x55 M09 002.870.0199.04522



Rvto. / Wall / Rvtm.: At. Rlv. Dain Nuez 33,3x55 - At. Dain Nuez 33,3x55  
Pvto. / Floor / Sol: Dresden Taupe 75x75

**Empaquetado / Packaging / Emballage**

Formato	pz/cj	m <sup>2</sup> /cj	cj/pl	m <sup>2</sup> /pl	kg/cj	kg/pl
33,3x55	10	1,84	48	88,32	28,00	1,364.00





Formatos / Sizes / Formats

**25x70**  
9,84"x27,55"



● At. Demos Gris 25x70 M10 002.185.0002.09626



● At. Demos Blanco 25x70 M10 002.185.0012.09626



● At. Demos Perla 25x70 M10 002.185.0037.09626



● At. Demos Arena 25x70 M10 002.185.0017.09626




● At. Rlv. Demos Gris 25x70 M10 002.185.0002.09627



● At. Rlv. Demos Arena 25x70 M10 002.185.0017.09627



● Mold. Metal Bronce Brillo 2x70 P30 005.867.0804.02465



● At. Dec. Demos Mix 25x70 M10 002.185.0100.09628



● Mold. Metal Plata Brillo 2x70 P26 005.867.0804.02466



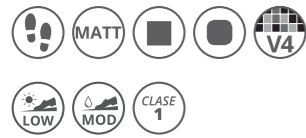
● Mold. Metal Plata Mate 2x70 P26 005.867.0803.02466



Rvto. / Wall / Rvrm.: **At. Demos Perla 25x70 - At. Rlv. Demos Gris 25x70**  
Pvto. / Floor / Sol: **At. Aire Roble 20x120**

**Empaquetado / Packaging / Emballage**

Formato	pz/cj	m <sup>2</sup> /cj	cj/pl	m <sup>2</sup> /pl	kg/cj	kg/pl
25x70	9	1.58	64	101.12	24.64	1,596.96
2x70	28	-	-	-	6.90	-



Formatos / Sizes / Format

**60,8x60,8**  
23,93"x23,93"

**60x60**  
23,62"x23,62"

REC.



PEI4  
 ● At. Edge Gris 60,8x60,8 M15 015.460.0002.09060  
 ● At. Edge Gris 60x60 Rec. M21 017.240.0002.09060



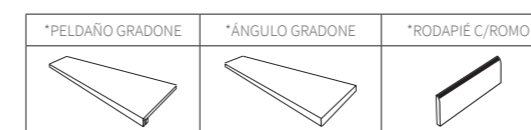
PEI4  
 ● At. Edge Ceniza 60,8x60,8 M15 015.460.0019.09060  
 ● At. Edge Ceniza 60x60 Rec. M21 017.240.0019.09060



Pvto. / Floor / Sol: **At. Edge Gris 60,8x60,8**

**Piezas especiales** / Special pieces / Pièces especiales

Consultar en página / Consult on page / Consulter en page: 366




**Empaquetado** / Packaging / Emballage

Formato	pz/cj	m <sup>2</sup> /cj	cj/pl	m <sup>2</sup> /pl	kg/cj	kg/pl
60,8x60,8	5	1.85	30	55.50	33.50	1,025.00
60x60	5	1.80	30	54.00	31.60	968.00



Formatos / Sizes / Format


30,3x61,3  
11,92"x24,13"



● At. Eiffel Blanco 30,3x61,3 M19 015.722.0012.09230




● At. Rlv. Eiffel Blanco 30,3x61,3 M19 015.722.0012.09231



● At. Eiffel Negro 30,3x61,3 M19 015.722.0003.09230



● At. Rlv. Eiffel Negro 30,3x61,3 M19 015.722.0003.09231



● At. Eiffel Marengo 30,3x61,3 M19 015.722.0028.09230



● At. Rlv. Eiffel Marengo 30,3x61,3 M19 015.722.0028.09231



Rvto. / Wall / Rvrm.: At. Eiffel Blanco 30,3x61,3 - At. Rlv. Eiffel Blanco 30,3x61,3 - At. Rlv. Eiffel Negro 30,3x61,3  
Pvto. / Floor / Sol: At. Eiffel Blanco 30,3x61,3 - At. Eiffel Negro 30,3x61,3

**Piezas especiales** / Special pieces / Pièces especiales (No Rlv.)

Consultar en página / Consult on page / Consulter en page: 366

*PELDAÑO GRADONE	*ÁNGULO GRADONE	*PELDAÑO RANURADO	*ÁNGULO RANURADO	*RODAPIE C/ROMO

**Empaquetado** / Packaging / Emballage

Formato	pz/cj	m <sup>2</sup> /cj	cj/pl	m <sup>2</sup> /pl	kg/cj	kg/pl
30,3x61,3	7	1,30	40	52,00	26,00	1,060,00



Formatos / Sizes / Format

**60x120**  
23,62"x47,24"  
**REC.**

**60,8x60,8**  
23,93"x23,93"  
**REC.**

**60x60**  
23,62"x23,62"  
**REC.**



- At. Elite Arena 60x120 Rec. M39 017.250.0017.09570
- At. Elite Arena 60,8x60,8 M19 015.440.0017.09570
- At. Elite Arena 60x60 Rec. M28 017.840.0017.09570



- At. Elite Rlv. Arena 60,8x60,8 M19 015.440.0017.09818



- At. Elite Perla 60x120 Rec. M39 017.250.0037.09570
- At. Elite Perla 60,8x60,8 M19 015.440.0037.09570
- At. Elite Perla 60x60 Rec. M28 017.840.0037.09570



- At. Elite Rlv. Perla 60,8x60,8 M19 015.440.0037.09818



- At. Elite Gris 60x120 Rec. M39 017.250.0002.09570
- At. Elite Gris 60,8x60,8 M19 015.440.0002.09570
- At. Elite Gris 60x60 Rec. M28 017.840.0002.09570



- At. Elite Rlv. Gris 60,8x60,8 M19 015.440.0002.09818



Pvto. / Floor / Sol: **At. Elite Perla 60x120**

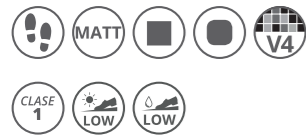
**Piezas especiales** / Special pieces / Pièces especiales (No Rlv.)

Consultar en página / Consult on page / Consulter en page: 366

*PELDAÑO GRADONE	*ÁNGULO GRADONE	*RODAPIÉ C/ROMO

**Empaquetado** / Packaging / Emballage

Formato	pz/cj	m <sup>2</sup> /cj	cj/pl	m <sup>2</sup> /pl	kg/cj	kg/pl
60x120	2	1.44	36	51.84	27.70	1,026.20
60,8x60,8	4	1.48	30	44.40	31.00	950.00
60x60	4	1.44	30	43.20	30.00	920.00



Formatos / Sizes / Format

**60,8x60,8**  
23,93"x23,93"

**60x60**  
23,62"x23,62"

REC.



PEI4  
● At. Entis Arena 60,8x60,8 M15 015.460.0017.00781  
● At. Entis Arena 60x60 Rec. M21 017.240.0017.00781



PEI4  
● At. Entis Gris 60,8x60,8 M15 015.460.0002.00781  
● At. Entis Gris 60x60 Rec. M21 017.240.0002.00781



PEI4  
● At. Entis Ceniza 60,8x60,8 M15 015.460.0019.00781  
● At. Entis Ceniza 60x60 Rec. M21 017.240.0019.00781



Pvto. / Floor / Sol: **At. Entis Arena 60,8x60,8**

**Piezas especiales** / Special pieces / Pièces especiales

Consultar en página / Consult on page / Consulter en page: 366

*PELDAÑO GRADONE	*ÁNGULO GRADONE	*RODAPIÉ C/ROMO

**Empaquetado** / Packaging / Emballage

Formato	pz/cj	m <sup>2</sup> /cj	cj/pl	m <sup>2</sup> /pl	kg/cj	kg/pl
60,8x60,8	5	1.85	30	55.50	33.50	1,025.00
60x60	5	1.80	30	54.00	31.60	968.00



Formatos / Sizes / Formats

**33,3x55**  
13,11"x21,65"



● At. Gaia Blanco 33,3x55 M04 002.870.0012.09730



● At. Rlv. Gaia Blanco 33,3x55 M09 002.870.0012.09731



● At. Gaia Ceniza 33,3x55 M04 002.870.0019.09730



● At. Rlv. Gaia Ceniza 33,3x55 M09 002.870.0019.09731



● At. Gaia Arena 33,3x55 M04 002.870.0017.09730



● At. Rlv. Gaia Arena 33,3x55 M09 002.870.0017.09731



● At. Dec. Gaia 33,3x55 M09 002.870.0001.09745



Rvto. / Wall / Rvtrm.: **At. Gaia Blanco 33,3x55** - **At. Dec. Gaia 33,3x55**  
Pvto. / Floor / Sol: **Rainier Roble 20x120**

**Empaquetado / Packaging / Emballage**

Formato	pz/cj	m <sup>2</sup> /cj	cj/pl	m <sup>2</sup> /pl	kg/cj	kg/pl
33,3x55	10	1.84	48	88.32	28.00	1,364.00



Formatos / Sizes / Format

**31,6x31,6**  
12,44"x12,44"



PEI 4

● At. Gredos Arena 31,6x31,6 M03 001.301.0017.04347



PEI 3

● At. Gredos Jaspe 31,6x31,6 M03 001.301.0029.04347



PEI 3

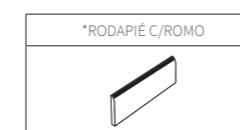
● At. Gredos Grafito 31,6x31,6 M03 001.301.0068.04347



Pvto. / Floor / Sol: At. Gredos Grafito 31,6x31,6

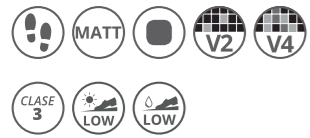
**Piezas especiales** / Special pieces / Pièces especiales

Consultar en página / Consult on page / Consulter en page: 366



**Empaquetado** / Packaging / Emballage

Formato	pz/cj	m <sup>2</sup> /cj	cj/pl	m <sup>2</sup> /pl	kg/cj	kg/pl
31,6x31,6	16	1,60	54	86,40	27,00	1,478,00



Formatos / Sizes / Format

**30x30**  
11,81"x11,81"



● At. Adz. Haro Gris 30x30 M19 015.600.0002.04276



● At. Adz. Haro Ceniza 30x30 M19 015.600.0019.04276



● Dec. Ayora 30x30 P31 025.164.0001.01131



● At. Adz. Haro Coto 30x30 M19 015.600.0046.04276



Pvto. / Floor / Sol: At. Adz. Haro Coto 30x30 - Dec. Ayora 30x30

**Piezas especiales** / Special pieces / Pièces especiales (No Dec.)

Consultar en página / Consult on page / Consulter en page: 366

*PELDAÑO GRADONE	*ÁNGULO GRADONE	*RODAPIÉ C/ROMO

**Empaquetado** / Packaging / Emballage

Formato	pz/cj	m <sup>2</sup> /cj	cj/pl	m <sup>2</sup> /pl	kg/cj	kg/pl
30x30	16	1.44	60	86.40	26.00	1,580.00
30x30 Dec.	11	-	-	-	18.50	-





Formatos / Sizes / Formats

**33,3x55**  
13,11"x21,65"



● At. Kiel Arena 33,3x55 M04 002.870.0017.04075




● At. Rlv. Kiel 33,3x55 M09 002.870.0001.04076



● At. Kiel Marengo 33,3x55 M04 002.870.0028.04075



● At. Rlv. Kiel Gris 33,3x55 M09 002.870.0002.04076



● At. Kiel Perla 33,3x55 M04 002.870.0037.04075



Rvto. / Wall / Rvrm.: **At. Kiel Arena 33,3x55 - At. Rlv. Kiel 33,3x55**  
Pvto. / Floor / Sol: **At. Kiel Arena 60,8x60,8**

Formato	pz/cj	m <sup>2</sup> /cj	cj/pl	m <sup>2</sup> /pl	kg/cj	kg/pl
33,3x55	10	1.84	48	88.32	28.00	1,364.00



Formatos / Sizes / Format

**60,8x60,8**  
23,93"x23,93"



PEI 4

● At. Kiel Arena 60,8x60,8 M19 15.440.0017.04075



PEI 3

● At. Kiel Marengo 60,8x60,8 M19 15.440.0028.04075



PEI 4

● At. Kiel Perla 60,8x60,8 M19 15.440.0037.04075



Pvto. / Floor / Sol: At. Kiel Marengo 60,8x60,8

**Piezas especiales** / Special pieces / Pièces especiales

Consultar en página / Consult on page / Consulter en page: 366

*PELDAÑO GRADONE	*ÁNGULO GRADONE	*RODAPIÉ C/ROMO

**Empaquetado** / Packaging / Emballage

Formato	pz/cj	m <sup>2</sup> /cj	cj/pl	m <sup>2</sup> /pl	kg/cj	kg/pl
60,8x60,8	4	1.48	30	44.40	31.00	950.00

**Revestimiento Coordinado** / Coordinated Wall Tile / Revêtement Coordiné:  
At. Kiel 33,3x55 - Revestimiento pasta roja / Red body wall tiles / Revêtement pâte rouge - Pág/Page/Page 302



Formatos / Sizes / Formats

**25x70**  
9,84"x27,55"




● At. Lamar Blanco 25x70 M10 002.185.0012.09623



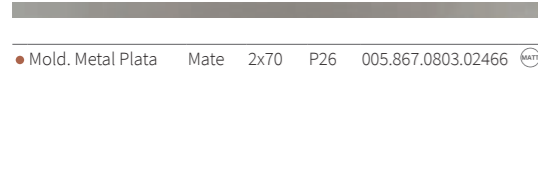
● At. Lamar Ceniza 25x70 M10 002.185.0019.09623



● At. Lamar Arena 25x70 M10 002.185.0017.09623



● Mold. Metal Bronce Brillo 2x70 P30 005.867.0804.02465



● Mold. Metal Plata Brillo 2x70 P26 005.867.0804.02466



● Mold. Metal Plata Mate 2x70 P26 005.867.0803.02466



● At. Rlv. Lamar Blanco 25x70 M10 002.185.0012.09624



● At. Rlv. Lamar Ceniza 25x70 M10 002.185.0019.09624



● At. Rlv. Lamar Arena 25x70 M10 002.185.0017.09624



● At. Dec. Lamar Mix 25x70 M10 002.185.0100.09625



Rvto. / Wall / Rvtm.: **At. Lamar Blanco 25x70 - At. Rlv. Lamar Blanco 25x70**  
Pvto. / Floor / Sol: **At. Aren Terra 20x120**

**Empaquetado / Packaging / Emballage**

Formato	pz/cj	m <sup>2</sup> /cj	cj/pl	m <sup>2</sup> /pl	kg/cj	kg/pl
25x70	9	1.58	64	101.12	24.64	1,596.96
2x70	28	-	-	-	6.90	-



UPEC

ADZ

Formatos / Sizes / Format

**30,3x61,3**  
11,92"x24,13"

**60,8x60,8**  
23,93"x23,93"

**45x45**  
17,71"x17,71"



- At. Loft Antracita 30,3x61,3 M21 015.722.0248.04370
- At. Adz. Loft Antracita 30,3x61,3 M23 015.722.0248.04270
- At. Loft Antracita 60,8x60,8 M26 015.440.0248.04370
- At. Loft Antracita 45x45 M21 015.302.0248.04370



- At. Loft Marfil 30,3x61,3 M21 015.722.0033.04370
- At. Adz. Loft Marfil 30,3x61,3 M23 015.722.0033.04270
- At. Loft Marfil 60,8x60,8 M26 015.440.0033.04370
- At. Loft Marfil 45x45 M21 015.302.0033.04370



- At. Loft Perla 30,3x61,3 M21 015.722.0037.04370
- At. Adz. Loft Perla 30,3x61,3 M23 015.722.0037.04270
- At. Loft Perla 60,8x60,8 M26 015.440.0037.04370
- At. Loft Perla 45x45 M21 015.302.0037.04370



Rvto. / Wall / Rvrm.: At. Loft Perla 30,3x61,3 - At. Loft Antracita 30,3x61,3  
Pvto. / Floor / Sol: At. Loft Antracita 30,3x61,3

**Piezas especiales** / Special pieces / Pièces especiales

Consultar en página / Consult on page / Consulter en page: 366

*PELDAÑO GRADONE	*ÁNGULO GRADONE	*PELDAÑO RANURADO	*ÁNGULO RANURADO	*RODAPIE C/ROMO

**Empaquetado** / Packaging / Emballage

Formato	pz/cj	m <sup>2</sup> /cj	cj/pl	m <sup>2</sup> /pl	kg/cj	kg/pl
30,3x61,3	7	1.30	40	52.00	26.00	1,060.00
60,8x60,8	4	1.48	30	44.40	31.00	950.00
45x45	6	1.22	52	63.44	25.80	1,361.60



Formatos / Sizes / Format



- At. Lubeck Perla 75x75 Rec. M43 017.875.0037.05232
- At. Lubeck Perla 60x60 Rec. M37 017.840.0037.05232

- At. Lubeck Taupe 75x75 Rec. M43 017.875.0285.05232
- At. Lubeck Taupe 60x60 Rec. M37 017.840.0285.05232



- At. Lubeck Ceniza 60x60 Rec. M37 017.840.0019.05232

- At. Lubeck Tortora 60x60 Rec. M37 017.840.0297.05232



Pvto. / Floor / Sol: At. Lubeck Perla 75x75

### Piezas especiales / Special pieces / Pièces especiales

Consultar en página / Consult on page / Consulter en page: 366

*PELDAÑO GRADONE	*ÁNGULO GRADONE	*PELDAÑO RANURADO	*ÁNGULO RANURADO	*RODAPIE C/ROMO

### Empaquetado / Packaging / Emballage

Formato	pz/cj	m <sup>2</sup> /cj	cj/pl	m <sup>2</sup> /pl	kg/cj	kg/pl
75x75	3	1.69	30	50.70	41.20	1,256.00
60x60	4	1.44	30	43.20	30.00	920.00



Formatos / Sizes / Format

**30,3x61,3**  
11,92"x24,13"

**30x30 (7x7)**  
11,81"x11,81"




PEI 3

- At. Marte Grafito 30,3x61,3 M14 015.277.0068.05220
- At. Marte Grafito 30x30(7) Malla M170 025.590.0068.05220



PEI 4

- At. Marte Gris 30,3x61,3 M14 015.277.0002.05220
- At. Marte Gris 30x30(7) Malla M170 025.590.0002.05220



PEI 4

- At. Marte Perla 30,3x61,3 M14 015.277.0037.05220
- At. Marte Perla 30x30(7) Malla M170 025.590.0037.05220



PEI 4

- At. Marte Crema 30,3x61,3 M14 015.277.0096.05220
- At. Marte Crema 30x30(7) Malla M170 025.590.0096.05220



Rvto. / Wall / Rvrm.: **At. Marte Perla 30,3x61,3**  
Pvto. / Floor / Sol: **At. Marte Gris 30,3x61,3**

**Piezas especiales** / Special pieces / Pièces especiales

Consultar en página / Consult on page / Consulter en page: 366

*PELDAÑO GRADONE	*ÁNGULO GRADONE	*RODAPIÉ C/ROMO

**Empaquetado** / Packaging / Emballage

Formato	pz/cj	m <sup>2</sup> /cj	cj/pl	m <sup>2</sup> /pl	kg/cj	kg/pl
30,3x61,3	9	1.70	40	68.00	24.20	988.00
30x30(7) Malla	11	1.00	48	48.00	25.00	1220.00

# AT. MEDITERRANEO / AT. ONDA

PASTA ROJA ESPESORADA  
EXTRA-THICK RED-BODY TILES · CARRELAGE EN PÂTE ROUGE FORTE ÉPAISSEUR



Formatos / Sizes / Format

33,3x33,3 (12 MM)  
13,11"x13,11"



PEI 4

● At. Mediterraneo Coto 33,3x33,3 (12 MM) M04 002.807.0046.01009



PEI 4

● At. Onda 33,3x33,3 (12 MM) M04 002.807.0001.03993



Pvto. / Floor / Sol: At. Mediterraneo Coto 33,3x33,3

## Empaquetado / Packaging / Emballage

Formato	pz/cj	m <sup>2</sup> /cj	cj/pl	m <sup>2</sup> /pl	kg/cj	kg/pl
33,3x33,3 (12 MM)	11	1,22	60	73,20	22,50	1,370,00



Formatos / Sizes / Formats

**25x70**  
9,84"x27,55"



● At. Mist Perla 25x70 M10 002.185.0037.03679



● At. Mist. Duna Perla 25x70 M10 002.185.0037.03696



● At. Mist Light 25x70 M10 002.185.0204.03679



● At. Mist. Duna Light 25x70 M10 002.185.0204.03696



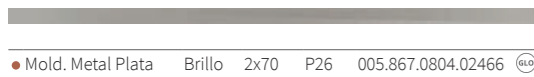
● At. Mist Tortora 25x70 M10 002.185.0297.03679



● At. Mist. Duna Tortora 25x70 M10 002.185.0297.03696



● Mold. Metal Bronce Brillo 2x70 P30 005.867.0804.02465



● Mold. Metal Plata Brillo 2x70 P26 005.867.0804.02466



● Mold. Metal Plata Mate 2x70 P26 005.867.0803.02466



Rvto. / Wall / Rvtrm.: At. Mist Light 25x70 - At. Mist Duna Light 25x70

Empaquetado / Packaging / Emballage

Formato	pz/cj	m <sup>2</sup> /cj	cj/pl	m <sup>2</sup> /pl	kg/cj	kg/pl
25x70	9	1.58	64	101.12	24.64	1,596.96
2x70	28	-	-	-	6.90	-



# AT. MONSOON

GRES PORCELÁNICO (TIERRA COLOREADA) · PORCELAIN TILES (COLOURED BODY) · GRÉS CERAMÉ (MASSE COLORÉE)



Formatos / Sizes / Format

**60,8x60,8**  
23,93"x23,93"

**30,3x61,3**  
11,92"x24,13"


**NEW  
2021**




- At. Monsoon Opalo 30,3x61,3 M19 015.722.0059.09232
- At. Monsoon Opalo 60,8x60,8 M19 015.440.0059.09232



- At. Monsoon Terra 30,3x61,3 M19 015.722.0056.09232
- At. Monsoon Terra 60,8x60,8 M19 015.440.0056.09232



- At. Rlv. Monsoon Opalo 30,3x61,3 M19 015.722.0059.09233



- At. Rlv. Monsoon Terra 30,3x61,3 M19 015.722.0056.09233



Rvto. / Wall / Rvrm.: **At. Rlv. Monsoon Opalo 30,3x61,3**  
Pvto. / Floor / Sol: **At. Monsoon Opalo 30,3x61,3**

## Piezas especiales / Special pieces / Pièces especiales (No Rlv.)

Consultar en página / Consult on page / Consulter en page: 366

*PELDAÑO GRADONE	*ÁNGULO GRADONE	*PELDAÑO RANURADO	*ÁNGULO RANURADO	*RODAPIE C/ROMO


## Empaquetado / Packaging / Emballage

Formato	pz/cj	m <sup>2</sup> /cj	cj/pl	m <sup>2</sup> /pl	kg/cj	kg/pl
30,3x61,3	7	1.30	40	52.00	26.00	1,060.00
60,8x60,8	4	1.48	30	44.40	31.00	950.00




Formatos / Sizes / Format

33,3x33,3 (12 MM)  
13,11"x13,11"



PEI 4

● At. Mosaico Madera 33,3x33,3 (12 MM) M04 002.807.0023.03992



PEI 4

● At. Mosaico Crema 33,3x33,3 (12 MM) M04 002.807.0096.03992



Pvto. / Floor / Sol: At. Mosaico Crema 33,3x33,3

**Empaquetado / Packaging / Emballage**

Formato	pz/cj	m <sup>2</sup> /cj	cj/pl	m <sup>2</sup> /pl	kg/cj	kg/pl
33,3x33,3 (12 MM)	11	1,22	60	73,20	22,50	1,370,00



Formatos / Sizes / Format

**36x80**  
14,17"x31,49"



• At. Muren Nacar 36x80 M23 027.821.0030.04812



• At. Rlv. Muren Gris 36x80 M23 027.821.0002.04106



• At. Muren Marfil 36x80 M23 027.821.0033.04812



• At. Rlv. Muren Taupe 36x80 M23 027.821.0285.04106



• At. Rlv. Muren Blanco Brillo 36x80 M23 027.821.0063.04106



• At. Rlv. Muren Blanco Mate 36x80 M23 027.821.0174.04106

• Metal Plata Mold. Brillo 1,5x80 P30 028.138.0804.02466

• Metal Plata Mold. Mate 1,5x80 P30 028.138.0803.02466



Rvto. / Wall / Rvtm.: **At. Rlv. Muren Gris 36x80 - At. Muren Nacar 36x80**  
Pvto. / Floor / Sol: **At. Everglades Fresno 20x120**

**Empaquetado / Packaging / Emballage**

Formato	pz/cj	m <sup>2</sup> /cj	cj/pl	m <sup>2</sup> /pl	kg/cj	kg/pl
36x80	4	1.15	54	62.10	18.50	1,019.00
1,5x80	21	-	-	-	4.42	-



Formatos / Sizes / Format

45x45  
17,71"x17,71"




● At. Museum Gris 45x45 M06 001.302.0002.06168



● At. Museum Marron 45x45 M06 001.302.0009.06168



● At. Museum Coto 45x45 M06 001.302.0046.06168



● At. Museum Mix 45x45 M06 001.302.0100.06168



Pvto. / Floor / Sol: At. Museum Gris 45x45

Empaquetado / Packaging / Emballage

Formato	pz/cj	m <sup>2</sup> /cj	cj/pl	m <sup>2</sup> /pl	kg/cj	kg/pl
45x45	7	1,42	52	73,84	25,95	1,369,4




Formatos / Sizes / Format


**36x80**  
14,17"x31,49"



• At. Mylo Arena 36x80 M23 027.821.0017.04108



• At. Mylo Nacar 36x80 M23 027.821.0030.04108



• At. Mylo Perla 36x80 M23 027.821.0037.04108



• At. Mylo Rlv Blanco Brillo 36x80 M23 027.821.0063.04100

• Metal Plata Mold. Brillo 1,5x80 P30 028.138.0804.02466



• At. Mylo Rlv Arena 36x80 M23 027.821.0017.04100



• At. Mylo Rlv Nacar 36x80 M23 027.821.0030.04100



• At. Mylo Rlv Perla 36x80 M23 027.821.0037.04100



• At. Mylo Rlv Blanco Mate 36x80 M23 027.821.0174.04100

• Metal Plata Mold. Mate 1,5x80 P30 028.138.0803.02466



Rvto. / Wall / Rvrm.: At. Mylo Nacar 36x80 - At. Mylo Rlv. Nacar 36x80  
Pvto. / Floor / Sol: At. Viggo Nogal 20x120

Empaquetado / Packaging / Emballage

Formato	pz/cj	m <sup>2</sup> /cj	cj/pl	m <sup>2</sup> /pl	kg/cj	kg/pl
36x80	4	1.15	54	62.10	18.50	1,019.00
1,5x80	21	-	-	-	4.42	-



Formatos / Sizes / Format

30,3x61,3  
11,92"x24,13"



● At. Narni Light 30,3x61,3 M19 015.722.0204.07802 PEI 4



● At. Rlv. Narni Light 30,3x61,3 M19 015.722.0204.04924 PEI 4



● At. Narni Ash 30,3x61,3 M19 015.722.0344.07802 PEI 4



● At. Rlv. Narni Ash 30,3x61,3 M19 015.722.0344.04924 PEI 4



● At. Narni Zircon 30,3x61,3 M19 015.722.0139.07802 PEI 3



● At. Rlv. Narni Zircon 30,3x61,3 M19 015.722.0139.04924 PEI 3



Rvto. / Wall / Rvtm.: At. Rlv. Narni Zircon 30,3x61,3 - At. Narni Zircon 30,3x61,3  
Pvto. / Floor / Sol: At. Rlv. Narni Zircon 30,3x61,3 - At. Narni Zircon 30,3x61,3

**Piezas especiales / Special pieces / Pièces especiales (No Rlv.)**

Consultar en página / Consult on page / Consulter en page: 366

*PELDAÑO GRADONE	*ÁNGULO GRADONE	*RODAPIÉ C/ROMO

**Empaquetado / Packaging / Emballage**

Formato	pz/cj	m <sup>2</sup> /cj	cj/pl	m <sup>2</sup> /pl	kg/cj	kg/pl
30,3x61,3	7	1,30	40	52,00	26,00	1,060,00



Formatos / Sizes / Formats

**33,3x55**  
13,11"x21,65"



● At. Nitid Nuez 33,3x55 M04 002.870.0199.04062



● At. Rlv. Nitid Nuez 33,3x55 M09 002.870.0199.04500



● At. Namur Nuez 33,3x55 M04 002.870.0199.04502



● At. Nitid Arena 33,3x55 M04 002.870.0017.04062



● At. Rlv. Nitid Arena 33,3x55 M09 002.870.0017.04500



● At. Namur Mix 33,3x55 M04 002.870.0100.04502



● At. Nitid Gris 33,3x55 M04 002.870.0002.04062



● At. Rlv. Nitid Gris 33,3x55 M09 002.870.0002.04500



● At. Namur Gris 33,3x55 M04 002.870.0002.04502



● At. Nitid Perla 33,3x55 M04 002.870.0037.04062



● At. Rlv. Nitid Perla 33,3x55 M09 002.870.0037.04500



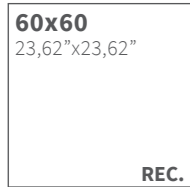
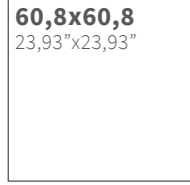
Rvto. / Wall / Rvtm.: At. Nitid Perla 33,3x55 - At. Nitid Gris 33,3x55 - At. Namur Mix 33,3x55  
Pvto. / Floor / Sol: At. Aren Siena 20x120

**Empaquetado / Packaging / Emballage**

Formato	pz/cj	m <sup>2</sup> /cj	cj/pl	m <sup>2</sup> /pl	kg/cj	kg/pl
33,3x55	10	1.84	48	88.32	28.00	1,364.00



Formatos / Sizes / Format



PEI 4

● At. Nuva	Blanco	60,8x60,8	M15	015.460.0012.05463	
● At. Nuva	Blanco	60x60 Rec.	M21	017.240.0012.05463	




PEI 4

● At. Nuva	Perla	60,8x60,8	M15	015.460.0037.05463	
● At. Nuva	Perla	60x60 Rec.	M21	017.240.0037.05463	



PEI 4

● At. Nuva	Arena	60,8x60,8	M15	015.460.0017.05463	
● At. Nuva	Arena	60x60 Rec.	M21	017.240.0017.05463	



PEI 4

● At. Nuva	Moka	60,8x60,8	M15	015.460.0240.05463	
● At. Nuva	Moka	60x60 Rec.	M21	017.240.0240.05463	



PEI 3

● At. Nuva	Marengo	60,8x60,8	M15	015.460.0028.05463	
● At. Nuva	Marengo	60x60 Rec.	M21	017.240.0028.05463	



● At. Dc. Nuva 60x60 Rec. M21 017.240.0001.05465



Pvto. / Floor / Sol: **At. Dc. Nuva 60x60 - At. Nuva Perla 60x60 - Dresden Taupe 30,3x61,3**

**Piezas especiales** / Special pieces / Pieces especiales (No Dec.)

Consultar en página / Consult on page / Consulter en page: 366

*PELDAÑO GRADONE	*ÁNGULO GRADONE	*RODAPIÉ C/ROMO

**Empaquetado** / Packaging / Emballage

Formato	pz/cj	m <sup>2</sup> /cj	cj/pl	m <sup>2</sup> /pl	kg/cj	kg/pl
60,8x60,8	5	1.85	30	55.50	33.50	1,025.00
60x60	5	1.80	30	54.00	31.60	968.00

**Revestimiento Coordinado** /  
Coordinated Wall Tile /  
Revêtement Coordinné:  
**Nuva 33,3x100** - UNIVERSE  
**Nuva 30x60** - UNIVERSE





Formatos / Sizes / Format

**45x45**  
17,71"x17,71"



At. Pedrera Beige 45x45 M19 015.302.0007.08621



At. Pedrera Mix 45x45 M19 015.302.0100.08621



At. Pedrera Perla 45x45 M19 015.302.0037.08621



Pvta. / Floor / Sol: At. Pedrera Mix 45x45

**Empaquetado / Packaging / Emballage**

Formato	pz/cj	m <sup>2</sup> /cj	cj/pl	m <sup>2</sup> /pl	kg/cj	kg/pl
45x45	6	1.22	52	63.44	25.80	1,361.60




Formatos / Sizes / Format

**30,3x61,3**  
11,92"x24,13"



PEI 4

● At. Reval Perla 30,3x61,3 M19 015.722.0037.04371



● At. Rlv. Reval Perla 30,3x61,3 M19 015.722.0037.06160



PEI 4

● At. Reval Gris 30,3x61,3 M19 015.722.0002.04371




● At. Rlv. Perla Gris 30,3x61,3 M19 015.722.0002.06160



PEI 4

● At. Reval Natural 30,3x61,3 M19 015.722.0102.04371



● At. Rlv. Reval Natural 30,3x61,3 M19 015.722.0102.06160



Rvto. / Wall / Rvrm.: **At. Rlv. Reval Gris 30,3x61,3**  
Pvto. / Floor / Sol: **At. Reval Gris 30,3x61,3**

**Piezas especiales** / Special pieces / Pièces especiales (No Rlv.)

Consultar en página / Consult on page / Consulter en page: 366

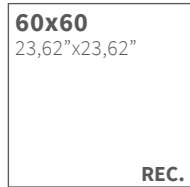
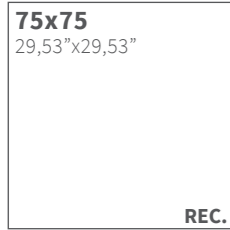
*PELDAÑO GRADONE	*ÁNGULO GRADONE	*RODAPIÉ C/ROMO

**Empaquetado** / Packaging / Emballage

Formato	pz/cj	m <sup>2</sup> /cj	cj/pl	m <sup>2</sup> /pl	kg/cj	kg/pl
30,3x61,3	7	1,30	40	52,00	26,00	1,060,00



Formatos / Sizes / Format



● At. Riga Gris 60x60 Rec. M37 017.840.0002.05231



● At. Riga Vison 75x75 Rec. M43 017.875.0024.05231  
● At. Riga Vison 60x60 Rec. M37 017.840.0024.05231



● At. Riga Perla 75x75 Rec. M43 017.875.0037.05231  
● At. Riga Perla 60x60 Rec. M37 017.840.0037.05231



Pvto. / Floor / Sol: **At. Riga Vison 75x75**

**Piezas especiales** / Special pieces / Pièces especiales

Consultar en página / Consult on page / Consulter en page: 366

*PELDAÑO GRADONE	*ÁNGULO GRADONE	*PELDAÑO RANURADO	*ÁNGULO RANURADO	*RODAPIE C/ROMO

**Empaquetado** / Packaging / Emballage

Formato	pz/cj	m <sup>2</sup> /cj	cj/pl	m <sup>2</sup> /pl	kg/cj	kg/pl
75x75	3	1.69	30	50.70	41.20	1,256.00
60x60	4	1.44	30	43.20	30.00	920.00



Formatos / Sizes / Format

**60,8x60,8**  
23,93"x23,93"

**60x60**  
23,62"x23,62"

REC.



PEI 4

- At. Salem Neutro 60,8x60,8 M15 015.460.0260.09732
- At. Salem Neutro 60x60 Rec. M21 017.240.0260.09732



PEI 4

- At. Salem Ceniza 60,8x60,8 M15 015.460.0019.09732
- At. Salem Ceniza 60x60 Rec. M21 017.240.0019.09732



PEI 4

- At. Dec. Salem 60,8x60,8 M15 015.460.0001.09733
- (Mix de 10 piezas)/(Mix of 10 pieces)/(Mélange de 10 pièces)



PEI 4

- At. Salem Gris 60,8x60,8 M15 015.460.0002.09732
- At. Salem Gris 60x60 Rec. M21 017.240.0002.09732



Pvto. / Floor / Sol: At. Dec. Salem 60,8x60,8 - At. Salem Gris 60,8x60,8

### Piezas especiales / Special pieces / Pièces especiales (No Dec.)

Consultar en página / Consult on page / Consulter en page: 366

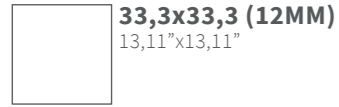
*PELDAÑO GRADONE	*ÁNGULO GRADONE	*RODAPIÉ C/ROMO

### Empaquetado / Packaging / Emballage

Formato	pz/cj	m <sup>2</sup> /cj	cj/pl	m <sup>2</sup> /pl	kg/cj	kg/pl
60,8x60,8	5	1.85	30	55.50	33.50	1,025.00
60x60	5	1.80	30	54.00	31.60	968.00



Formatos / Sizes / Format



PEI 4

● At. Sevilla Beige 33,3x33,3 (12MM) M04 002.807.0007.08516



PEI 4

● At. Sevilla Mix 33,3x33,3 (12MM) M04 002.807.0100.08516



Photo / Floor / Sol: At. Sevilla Beige 33,3x33,3

**Empaquetado / Packaging / Emballage**

Formato	pz/cj	m <sup>2</sup> /cj	cj/pl	m <sup>2</sup> /pl	kg/cj	kg/pl
33,3x33,3 (12MM)	11	1,22	60	73,20	22,50	1,370,00



Formatos / Sizes / Format

**60x120**  
23,62"x47,24"  
**REC.**

**60,8x60,8**  
23,93"x23,93"

**60x60**  
23,62"x23,62"  
**REC.**



- At. Sigma Ceniza 60x120 Rec. M39 017.250.0019.05201
- At. Sigma Ceniza 60,8x60,8 M19 015.440.0019.05201
- At. Sigma Ceniza 60x60 Rec. M28 017.840.0019.05201



- At. Sigma Perla 60x120 Rec. M39 017.250.0037.05201
- At. Sigma Perla 60,8x60,8 M19 015.440.0037.05201
- At. Sigma Perla 60x60 Rec. M28 017.840.0037.05201



- At. Sigma Marfil 60x120 Rec. M39 017.250.0033.05201
- At. Sigma Marfil 60,8x60,8 M19 015.440.0033.05201
- At. Sigma Marfil 60x60 Rec. M28 017.840.0033.05201



- At. Sigma Taupe 60x120 Rec. M39 017.250.0285.05201
- At. Sigma Taupe 60,8x60,8 M19 015.440.0285.05201
- At. Sigma Taupe 60x60 Rec. M28 017.840.0285.05201

**NEW  
2021**



Pvto. / Floor / Sol: **At. Sigma Marfil 60x60**

**Piezas especiales / Special pieces / Pièces especiales**

Consultar en página / Consult on page / Consulter en page: 366

*PELDAÑO GRADONE	*ÁNGULO GRADONE	*RODAPIÉ C/ROMO

**Empaquetado / Packaging / Emballage**

Formato	pz/cj	m²/cj	cj/pl	m²/pl	kg/cj	kg/pl
60x120	2	1,44	36	51,84	27,70	1,026,20
60,8x60,8	4	1,48	30	44,40	31,00	950,00
60x60	4	1,44	30	43,20	30,00	920,00




Formatos / Sizes / Formats

**25x70**  
9,84"x27,55"



● At. Sigma Marfil 25x70 M10 002.185.0033.05201



● At. Sigma Cubic Marfil 25x70 M10 002.185.0033.05206



● At. Sigma Taupe 25x70 M10 002.185.0285.05201




● At. Sigma Band Marfil 25x70 M10 002.185.0033.05208

El modelo At. Sigma Band no tiene continuidad gráfica.  
The pattern in the At. Sigma Band model is not continuous.  
Le modèle At. Sigma Band n'a pas de continuité graphique.



● At. Sigma Perla 25x70 M10 002.185.0037.05201



● At. Sigma Cubic Perla 25x70 M10 002.185.0037.05206



● At. Sigma Ceniza 25x70 M10 002.185.0019.05201



● At. Sigma Band Perla 25x70 M10 002.185.0037.05208



● Mold. Metal Bronze Brillo 2x70 P30 005.867.0804.02465



● Mold. Metal Plata Brillo 2x70 P26 005.867.0804.02466



● Mold. Metal Plata Mate 2x70 P26 005.867.0803.02466

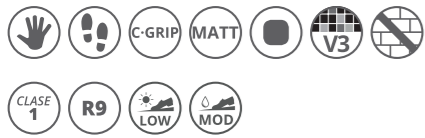


Rvto. / Wall / Rvtm.: **At. Sigma Perla 25x70 - At. Sigma Ceniza 25x70 - At. Sigma Cubic Perla 25x70**  
Pvto. / Floor / Sol: **At. Alpha Marengo 45x45**

**Pavimento Coordinado / Coordinated Flooring / Sol Coordonné:**  
**At. Sigma 60x60** - Gres porcelánico esmaltado / Glazed porcelain tiles / Grès cérame émaillé – Pág. / Page / Page 106

**Empaquetado / Packaging / Emballage**

Formato	pz/cj	m <sup>2</sup> /cj	cj/pl	m <sup>2</sup> /pl	kg/cj	kg/pl
25x70	9	1.58	64	101.12	24.64	1,596.96
2x70	28	-	-	-	6.90	-




Formatos / Sizes / Format

**30,3x61,3**  
11,92"x24,13"

**60,8x60,8**  
23,93"x23,93"

**45x45**  
17,71"x17,71"

**30x30 (7x7)**  
11,81"x11,81"



PEI 3

● At. Tabor Gris	30,3x61,3	M19	015.722.0002.02023	
● At. Tabor Gris	60,8x60,8	M19	015.440.0002.02023	
● At. Tabor Gris	45x45	M15	015.340.0002.02023	
● At. Tabor Gris	30x30(7)	Malla M170	025.590.0002.02023	



PEI 4

● At. Tabor Perla	30,3x61,3	M19	015.722.0037.02023	
● At. Tabor Perla	60,8x60,8	M19	015.440.0037.02023	
● At. Tabor Perla	45x45	M15	015.340.0037.02023	
● At. Tabor Perla	30x30(7)	Malla M170	025.590.0037.02023	



PEI 4

● At. Tabor Sand	30,3x61,3	M19	015.722.0119.02023	
● At. Tabor Sand	60,8x60,8	M19	015.440.0119.02023	
● At. Tabor Sand	45x45	M15	015.340.0119.02023	
● At. Tabor Sand	30x30(7)	Malla M170	025.590.0119.02023	



PEI 4

● At. Tabor Tortora	30,3x61,3	M19	015.722.0297.02023	
● At. Tabor Tortora	60,8x60,8	M19	015.440.0297.02023	
● At. Tabor Tortora	45x45	M15	015.340.0297.02023	
● At. Tabor Tortora	30x30(7)	Malla M170	025.590.0297.02023	



Pvto. / Floor / Sol: **At. Tabor Tortora 60,8x60,8**

**Piezas especiales / Special pieces / Pièces especiales**

Consultar en página / Consult on page / Consulter en page: 366

*PELDAÑO GRADONE	*ÁNGULO GRADONE	*RODAPIÉ C/ROMO

**Empaquetado / Packaging / Emballage**

Formato	pz/cj	m <sup>2</sup> /cj	cj/pl	m <sup>2</sup> /pl	kg/cj	kg/pl
30,3x61,3	7	1.30	40	52.00	26.00	1.060.00
60,8x60,8	4	1.48	30	44.40	31.00	950.00
45x45	7	1.42	52	73.84	26.13	1.378.76
30x30(7) Malla	11	1.00	42	42.00	23.10	990.20





Formatos / Sizes / Formats


**25x70**  
9,84"x27,55"



● At. Thule Blanco 25x70 M10 002.185.0012.05491



● At. Thule Arena 25x70 M10 002.185.0017.05491



● At. Thule Ceniza 25x70 M10 002.185.0019.05491



● At. Rlv. Thule Perla 25x70 M10 002.185.0037.05493



● At. Rlv. Thule Taupe 25x70 M10 002.185.0285.05493



● At. Rlv. Thule Gris 25x70 M10 002.185.0002.05493



● At. Norge Gris 25x70 M10 002.185.0002.05494



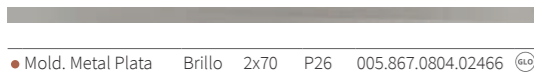
● At. Norge Arena 25x70 M10 002.185.0017.05494




● At. Rlv. Thule Mix 25x70 M10 002.185.0100.05493



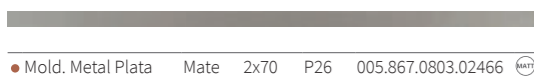
● Mold. Metal Bronce Brillo 2x70 P30 005.867.0804.02465



● Mold. Metal Plata Brillo 2x70 P26 005.867.0804.02466



● At. Norge Mix 25x70 M10 002.185.0100.05494



● Mold. Metal Plata Mate 2x70 P26 005.867.0803.02466



● At. Norge Negro 25x70 M10 002.185.0003.05494



Rvto. / Wall / Rvrm.: At. Rlv. Thule Perla 25x70 - At. Thule Ceniza 25x70 - At. Thule Blanco 25x70  
Pvto. / Floor / Sol: At. Aren Taupe 20x120

Empaquetado / Packaging / Emballage

Formato	pz/cj	m <sup>2</sup> /cj	cj/pl	m <sup>2</sup> /pl	kg/cj	kg/pl
25x70	9	1.58	64	101.12	24.64	1,596.96
2x70	28	-	-	-	6.90	-



Formatos / Sizes / Formats

**25x70**  
9,84"x27,55"




● At. Tiad Neutro 25x70 M10 002.185.0260.05486



● At. Rlv. Tiad Neutro 25x70 M10 002.185.0260.05487



● At. Norge Arena 25x70 M10 002.185.0017.05494



● At. Tiad Arena 25x70 M10 002.185.0017.05486



● At. Rlv. Tiad Arena 25x70 M10 002.185.0017.05487



● At. Norge Mix 25x70 M10 002.185.0100.05494



● At. Tiad Perla 25x70 M10 002.185.0037.05486



● At. Rlv. Tiad Perla 25x70 M10 002.185.0037.05487



● At. Norge Gris 25x70 M10 002.185.0002.05494




● At. Tiad Gris 25x70 M10 002.185.0002.05486



● At. Rlv. Tiad Gris 25x70 M10 002.185.0002.05487



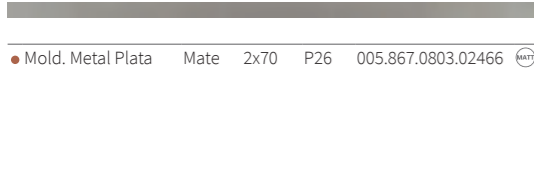
● At. Norge Negro 25x70 M10 002.185.0003.05494



● Mold. Metal Bronce Brillo 2x70 P30 005.867.0804.02465



● At. Rlv. Thule Mix 25x70 M10 002.185.0100.05493



● Mold. Metal Plata Brillo 2x70 P26 005.867.0804.02466

● Mold. Metal Plata Mate 2x70 P26 005.867.0803.02466



Rvto. / Wall / Rvrm.: **At. Tiad Arena 25x70 - At. Rlv. Tiad Arena 25x70 - At. Tiad Neutro 25x70**  
Pvto. / Floor / Sol: **At. Viggo Roble 20x120 Rectificado**

**Empaquetado / Packaging / Emballage**

Formato	pz/cj	m²/cj	cj/pl	m²/pl	kg/cj	kg/pl
25x70	9	1.58	64	101.12	24.64	1,596.96
2x70	28	-	-	-	6.90	-




Formatos / Sizes / Format


**36x80**  
14,17"x31,49"



● At. Trent Blanco 36x80 M23 027.821.0012.00231



● At. Trent Ceniza 36x80 M23 027.821.0019.00231



● At. Trent Palm 36x80 M23 027.821.0227.00231



● At. Trent Argent 36x80 M23 027.821.0135.00231



● At. Rlv. Trent Tan 36x80 M23 027.821.0369.00259



● At. Rlv. Trent Gray 36x80 M23 027.821.0368.00259



● Metal Plata Mold. Mate 1,5x80 P30 028.138.0803.02466



● Metal Plata Mold. Brillo 1,5x80 P30 028.138.0804.02466



Rvto. / Wall / Rvrm.: **At. Trent Ceniza 36x80 - At. Rlv. Trent Gray 36x80**  
Pvto. / Floor / Sol: **At. Trent Gris 45x45**

**Pavimento Coordinado** / Coordinated Flooring / Sol Coordinné:  
**At. Trent 60,8x60,8** - Gres Porcelánico Esmaltado / Glazed Porcelain Tiles / Grès Cérame Émaillé - Pág. / Page / Page 124  
**At. Trent 45x45** - Gres Porcelánico Esmaltado / Glazed Porcelain Tiles / Grès Cérame Émaillé - Pág. / Page / Page 124


**Empaquetado** / Packaging / Emballage

Formato	pz/cj	m <sup>2</sup> /cj	cj/pl	m <sup>2</sup> /pl	kg/cj	kg/pl
36x80	4	1.15	54	62.10	18.50	1,019.00
1,5x80	21	-	-	-	4.42	-













ADZ











Formatos / Sizes / Format

<b>30,3x61,3</b> 11,92"x24,13"	<b>60,8x60,8</b> 23,93"x23,93"	<b>45x45</b> 17,71"x17,71"	 <b>30x30 (7x7)</b> 11,81"x11,81"
-----------------------------------	-----------------------------------	-------------------------------	---











PEI 4						
● At. Trent	Perla	30,3x61,3	M19	015.722.0037.00231		
● At. Trent	Perla	60,8x60,8	M19	015.440.0037.00231		
● At. Trent	Perla	45x45	M15	015.340.0037.00231		
● At. Trent	Perla	45x45 Adz.	M18	015.340.0037.00391		
● At. Trent	Perla	30x30(7)	Malla	M170 025.590.0037.00231		











PEI 4						
● At. Trent	Nacar	30,3x61,3	M19	015.722.0030.00231		
● At. Trent	Nacar	60,8x60,8	M19	015.440.0030.00231		
● At. Trent	Nacar	45x45	M15	015.340.0030.00231		
● At. Trent	Nacar	45x45 Adz.	M18	015.340.0030.00391		
● At. Trent	Nacar	30x30(7)	Malla	M170 025.590.0030.00231		



PEI 4						
● At. Trent	Gris	30,3x61,3	M19	015.722.0002.00231		
● At. Trent	Gris	60,8x60,8	M19	015.440.0002.00231		
● At. Trent	Gris	45x45	M15	015.340.0002.00231		
● At. Trent	Gris	30x30(7)	Malla	M170 025.590.0002.00231		



PEI 4						
● At. Trent	Tortora	30,3x61,3	M19	015.722.0297.00231		
● At. Trent	Tortora	45x45	M15	015.340.0297.00231		
● At. Trent	Tortora	60,8x60,8	M19	015.440.0297.00231		
● At. Trent	Tortora	30x30(7)	Malla	M170 025.590.0297.00231		


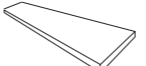



Pvto. / Floor / Sol: **At. Trent Perla 60,8x60,8**

**Revestimiento Coordinado / Coordinated Wall Tile / Revêtement Coordonné:**  
At. Trent 36x80 - Rvto. Pasta Blanca / White Body Wall Tiles / Revêtement Pâte Blanche - Pág/Page/Page 362

**Piezas especiales / Special pieces / Pièces especiales**

Consultar en página / Consult on page / Consulter en page: 366


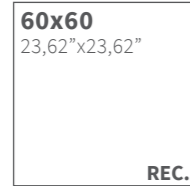

*PELDAÑO GRADONE	*ÁNGULO GRADONE	*RODAPIÉ C/ROMO
		

**Empaquetado / Packaging / Emballage**


Formato	pz/cj	m²/cj	cj/pl	m²/pl	kg/cj	kg/pl
30,3x61,3	7	1.30	40	52.00	26.00	1,060.00
60,8x60,8	4	1.48	30	44.40	31.00	950.00
45x45	7	1.42	52	73.84	26.13	1,378.76
30x30(7) Malla	11	1.00	42	42.00	23.10	990.20



Formatos / Sizes / Format



● At. Urbex Arena 60x120 Rec. M39 017.250.0017.05780   
● At. Urbex Arena 60x60 Rec. M28 017.840.0017.05780



● At. Urbex Marengo 60x120 Rec. M39 017.250.0028.05780   
● At. Urbex Marengo 60x60 Rec. M28 017.840.0028.05780



● At. Urbex Perla 60x120 Rec. M39 017.250.0037.05780   
● At. Urbex Perla 60x60 Rec. M28 017.840.0037.05780



● At. Dec. Urbex 60x60 Rec. M28 017.840.0001.05832



Rvto. / Wall / Rvtm: At. Dec. Urbex 60x60  
Pvto. / Floor / Sol: At. Urbex Marengo 60x60 - At. Dec. Urbex 60x60

**Piezas especiales / Special pieces / Pièces especiales (No Dec.)**

Consultar en página / Consult on page / Consulter en page: 366

*PELDAÑO GRADONE	*ÁNGULO GRADONE	*RODAPIÉ C/ROMO

**Empaquetado / Packaging / Emballage**

Formato	pz/cj	m <sup>2</sup> /cj	cj/pl	m <sup>2</sup> /pl	kg/cj	kg/pl
6x120	2	1,44	36	51,84	27,70	1,026,20
60x60	4	1,44	30	43,20	30,00	920,00



Formatos / Sizes / Format

**60,8x60,8**  
23,93"x23,93"



PEI 4

● At. Urbino Perla 60,8x60,8 M19 015.440.0037.05234



PEI 3

● At. Utica Perla 60,8x60,8 M19 015.440.0037.05235



PEI 4

● At. Urbino Arena 60,8x60,8 M19 015.440.0017.05234



PEI 3

● At. Utica Arena 60,8x60,8 M19 015.440.0017.05235



Pvto. / Floor / Sol: At. Urbino Perla 60,8x60,8 - Utica Perla 60,8x60,8

**Piezas especiales** / Special pieces / Pièces especiales (No Dec.)

Consultar en página / Consult on page / Consulter en page: 366

*PELDAÑO GRADONE	*ÁNGULO GRADONE	*RODAPIÉ C/ROMO

**Empaquetado** / Packaging / Emballage

Formato	pz/cj	m <sup>2</sup> /cj	cj/pl	m <sup>2</sup> /pl	kg/cj	kg/pl
60,8x60,8	4	1.48	30	44.40	31.00	950.00